

ENGLISH FOR PALESTINE

Enrichment Material



Prepared By

T. FADY MOHAMMAD ABU UBEAD



2022 - 2023



Unit 1




Listening

1

Listen and number the picture

أستمع و رقم الصورة

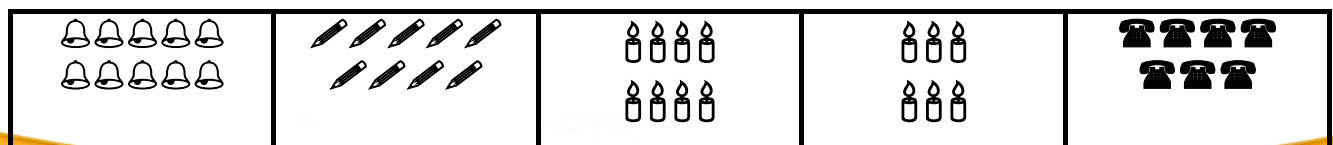
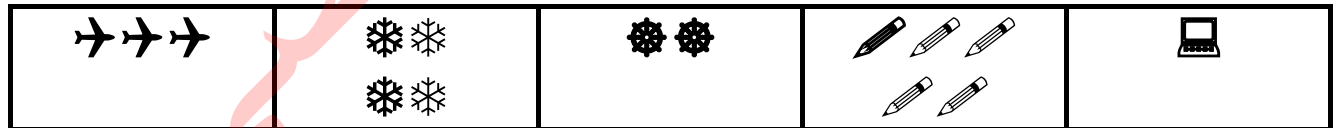


reading

2

Match

صل





Sami	Salwa	Amir	Tala
------	-------	------	------



girl	teacher	boy
------	---------	-----

2

Read and number

اقرأ رقم

- 1- My name's Salwa.
- 2- My name's Amir.
- 3- She's 6.
- 4- My name's Sami.
- 3- My name's Tala.
- 4- He's 8.



1- Her name's Tala .

2- His name's Sami .

 Speaking

1



Match صل

<p>1-Hello!</p> <p>2-What's your name?</p> <p>3-How old are you?</p> <p>4-Who's that boy ?</p> <p>5-Who's that girl ?</p> <p>6-Good bye!</p>	<p><input type="radio"/> My name's Sami.</p> <p><input type="radio"/> That's Salwa.</p> <p><input type="radio"/> Bye!</p> <p><input type="radio"/> Hi!</p> <p><input type="radio"/> I'm 7.</p> <p><input type="radio"/> That's Amir.</p>
--	--

2

Complete the dialogue أكمل الحوار

name - Goodbye - 7 - Hello - Tala - old

	
<p>Hello</p> <p>What's your?</p> <p>How are you?</p> <p>.....</p>	<p>.....</p> <p>My name's</p> <p>I'm</p> <p>Goodbye</p>



Writing

1

Write the missing letter

أكتب الحرف الناقص

S - T - S - A



.... ala



..... ami



..... mir



..... alwa

2

Look and write

أكتب الكلمة المناسبة

Sami - Salwa - Tala - Amir




3

Count and write

اكتب الرقم المناسب





4 Write the numbers أكتب الأرقام


			4					9	
--	--	--	---	--	--	--	--	---	--

5 Complete أكمل

boy - He's - girl - she's

1- She's a 

2- He's a 

3- a boy. 

4- a girl. 

His - Her



..... name's Sami.





..... name's Salwa.



..... name's Tala.



..... name's Amir.

 <p>7</p>	<p>7 - 8</p> <p>Sami - Salwa</p> <p>girl - boy</p>	 <p>8</p>
<p>Her name's</p> <p>She's a</p> <p>She's</p>		<p>His name's</p> <p>He's a</p> <p>He's</p>

6

Answer

أجاب:



What's your name?



My name's _____.



What's your name?



My name's _____.

1- How old is Ali ?

He's



2- How old is Sami ?

.....



3- How old is Huda ?

She's



4- How old is Reem ?

.....



Handwriting

My name's Amir.

My name's Amir

Unit 2




Listening

1

Listen and number the picture

أستمع و رقم الصورة



2

listen and circle the word you hear

ضع دائرة حول الكلمة التي تسمعها

1	2	3	4
orange apple meat	dates nuts fish	chicken rice chocolate	melon salad kunafeh




reading


1

Match

صل



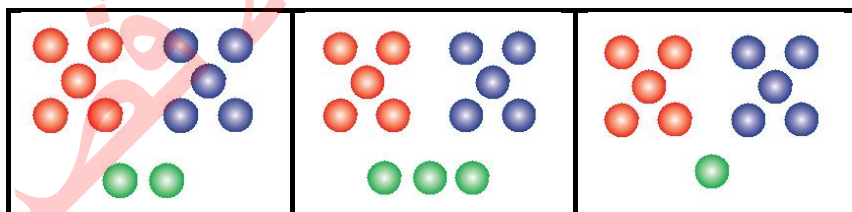
kunafeh	meat	chicken	salad	fish	rice
---------	------	---------	-------	------	------



melon	oranges	dates	ice cream	chocolate	nuts
-------	---------	-------	-----------	-----------	------

A	C	E	O
---	---	---	---

c	o	a	e
---	---	---	---





11	12	13
----	----	----

2

Read and number

اقرأ رقم

- 1- I like apples.
 2- I like nuts.
 3- I like melon.
 4- I like chicken.
 3- I like fish.
 4- I like kunafeh.



3

Choose

اختر

- 1- (He - I) like meat.
 2- She (like - likes) rice.
 3- (He - I) likes apples.
 4- I (like - likes) salad.
 5- What (do - does) he like?
 6- What (do - does) you like?



1

Match

صل

1-What do you like?



She likes rice.

2-What does Tala like?



He likes chocolate.

3-What does Zaid like?



I like kunafeh.

2

Complete the dialogue

أكمل الحوار

like - Goodbye - Hello - ice cream



Hello

What do you

.....

.....

I like

Goodbye









Writing

1

Write the missing letter

أكتب الحرف الناقص

f - m - r - k - s - ch

					
.....icealadeatickenishunafeh

m - ch - d - o - n - i

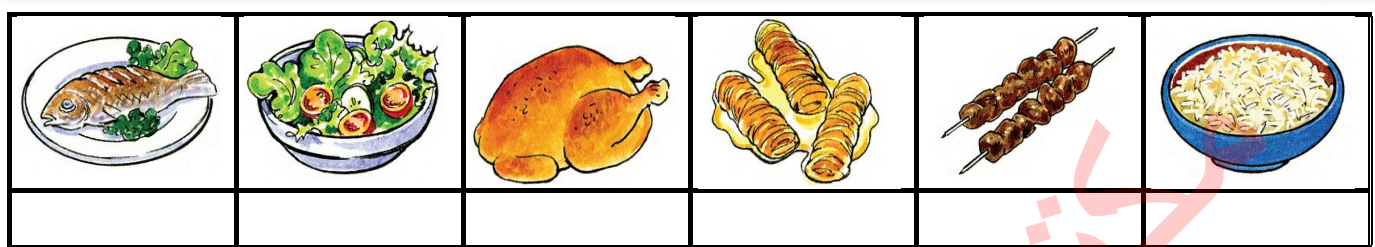
					
....livece creamocolateutselonates

2


Look and write

أكتب الكلمة المناسبة

chicken - rice - kunafeh - salad - fish - meat



dates - oranges - nuts - chocolate - melon - apples









3







Complete

أكمل

chocolate - olives - meat - rice - ice cream - dates

 I like	 I like
 I like	 I like
 I like	 I like




like - likes

 <p>I chicken and salad.</p>	 <p>She fish and rice.</p>
 <p>He nuts and olives.</p>	 <p>I apples.</p>
 <p>She kunafeh.</p>	 <p>He melons.</p>

do - does

She - I - He




like - likes

- 1- What you like ? 
- 2- What Sami like ? 
- 3- What Tala like ? 

She - I - He

like - likes

rice
dates
apples
chicken
olives
oranges

- 1- 
- 2- 
- 3- 



A a

C c

E e

O o

A a

C c

E e

O o

11

12

13

11

12

13

I like fish and rice.

I like fish and rice.

Unit 3




Listening

1

Listen and number the picture

أستمع و رقم الصورة




reading

1

Match

صل



butterfly

bee

flower

bird

lion

tree

d

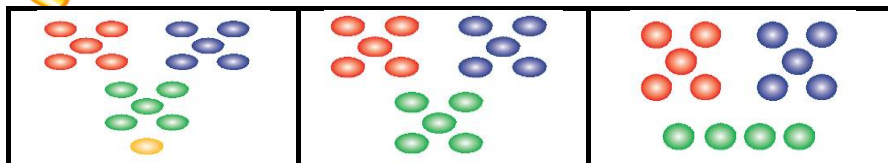
g

q

Q









D

G






14 15 16

2 Read and put (✓) or (✗) اقرأ ثم ضع علامة (✓) أو (✗)

- 1- This is a bee . () 
- 2- This is a bird . () 
- 3- This is a lion . () 
- 4- This is a flower . () 
- 5- () A lion has 4 legs. 
- 6- () A bee has 6 legs. 
- 7- () A bird has 6 legs. 
- 4- () A butterfly has 2 legs. 

3 Read and number اقرأ ورقم

- 1- This is a tree.
2- This is a flower.
3- This is a lion.
4- This is a bird.
5- This is a bee.
6- This is a butterfly.











1

Write the missing letter

أكتب الحرف الناقص

t - b - f - b - l - b







					
.....eeirdreeutterflylowerion

2

Look and write

أكتب الكلمة المناسبة

bird - bee - butterfly - tree - flower - lion







					

3

Look and write

أكتب الجملة المناسبة

This is a bird . - This is a butterfly . - This is a tree .
 This is a lion . - This is a bee . - This is a flower






	
.....
	
.....
	
.....

4

Count and write

اكتب الرقم المناسب

11 - 12 - 13 - 14 - 15





				

5

Complete

أكمل

2 - 4 - 6

 A bee has legs.	 A bird has legs.
 A lion has legs.	 A butterfly has legs.

6

Answer

أجب

1- How many legs ?

It has



1- How many legs ?

It has



1- How many legs ?

It has





Handwriting

D d

G g

Q q

D d

G g

Q q

14

15

16

14

15

16

This is a butterfly.

This is a butterfly.

Unit 4

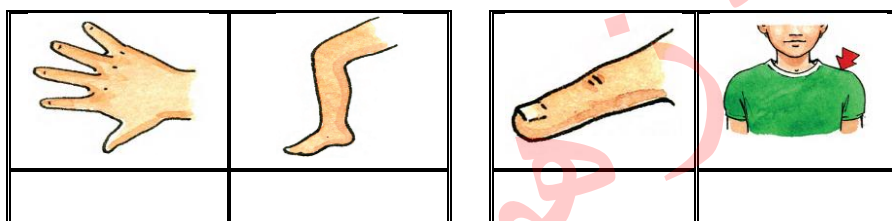
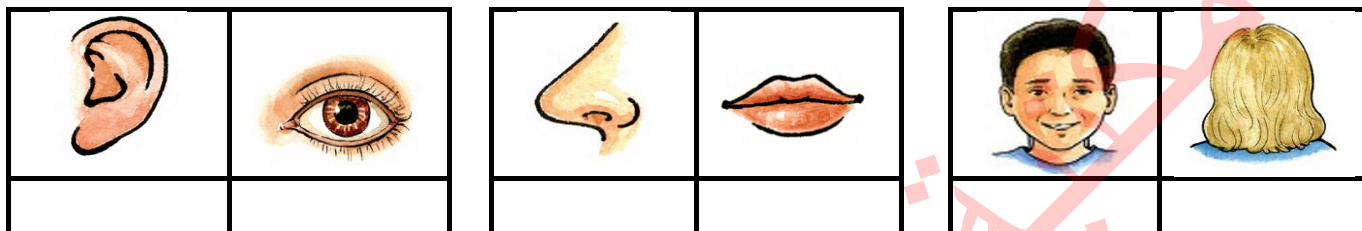


Listening

1

Listen and put (✓)

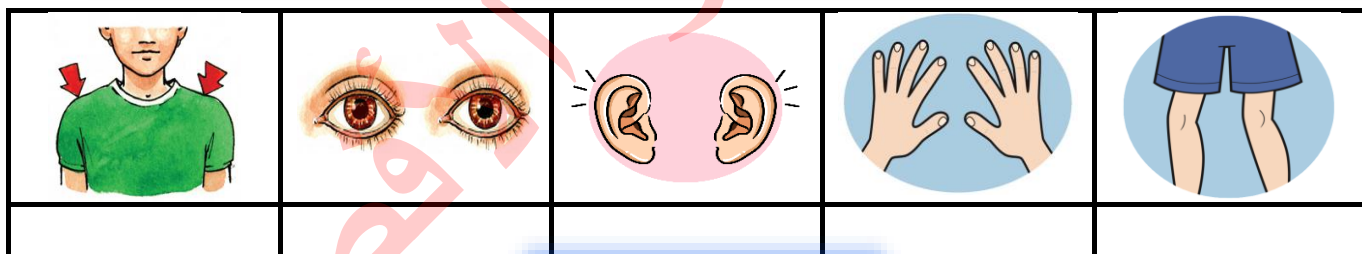
أستمع و ضع إشارة ✓



2

Listen and number the picture

أستمع و رقم الصورة

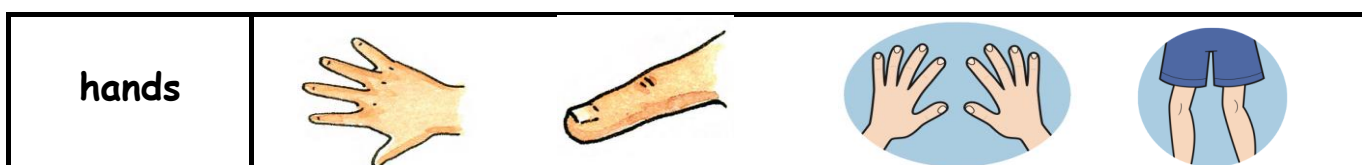


reading

1

Look and circle

أنظر و ضع دائرة

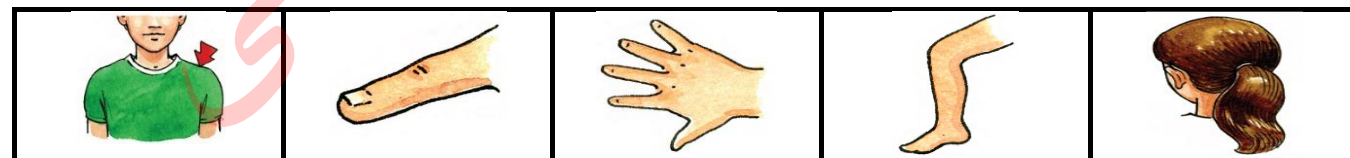


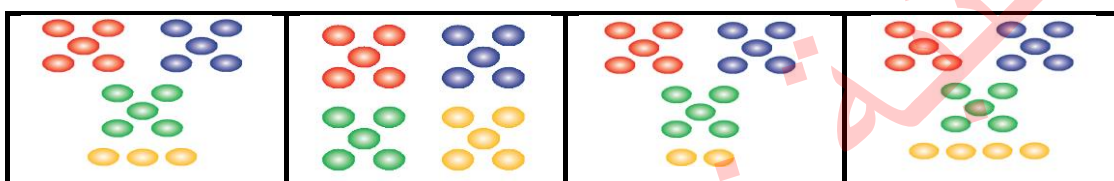


2

Match

صل





3 Read and put (✓) or (✗) اقرأ ثم ضع علامة (✓) أو (✗)

1- I have 1 finger. ()


2- I have 2 shoulders. ()

3- I have 2 eyes. ()

4- I have 1 ear. ()

4 Read and number اقرأ و رقم

- 1- I have 2 ears.
2- We have hair.
3- He has 2 eyes.
4- She has a head.










1






Write the missing letter

أكتب الحرف الناقص

sh - e - m - h - l

				
.....egar oulderouth air

e - h - f - n - h






				
.....andose ingereadye

2






Look and write

أكتب الكلمة المناسبة

hair - face - nose - head - mouth

ears - shoulders - legs - eyes - hands

3

Complete

أكمل

He - She - I - We


1- have 2 eyes. 


2- has a face. 

3- has 2 eyes. 

3- have hair. 

have - has

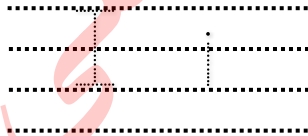
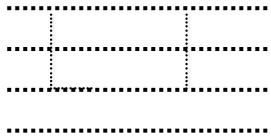
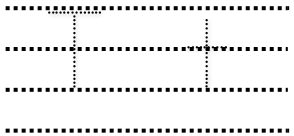
1- We hair. 

2- He 2 eyes. 

3- She 2 ears. 

4- I a head. 

 Handwriting

I i	L l	T t
		
.....
.....
.....

Unit 5




Listening

1

Listen and put (✓)


أستمع و ضع إشارة ✓



2

Listen and number the picture

أستمع و رقم الصورة



Speaking

1

Match



صل

1- What's your name?	() That's Tala.
2- How old are you?	() He likes oranges.
3- What do you like?	() I like apples.
4- Who's that girl?	() My name is Amir.
4- What does Sami like?	() I'm 7.

2

Complete the dialogue أكمل الحوار

That's - Goodbye - boy - Good morning

	
Good morning! Who's that?!! Sami Goodbye!




1

Match صل



tea	coffee	water	juice	cheese
-----	--------	-------	-------	--------








bees	butterfly	chicken	kunafeh	nose	shoulders
------	-----------	---------	---------	------	-----------

2

Look and circle

أنظر و ضع دائرة

				
bird flower butterfly	meat melon mouth	boy girl teacher	ears eyes eight	11 12 13

3

Choose

اختر

1- I (likes - like) fish.



2- (He's - She's) a boy.



3- (Her - His) name is Tala.



4- He (like - likes) meat.



5- I (have - has) 2 legs.



6- I have (1 - 2) eyes.



7- She (have - has) 2 ears.



8- She's a (girl - boy).



9- I like (oranges - olives).



4

Circle the odd one

ضع دائرة على الكلمة المختلفة

1	14	17	A	20
2	t	G	h	e
3	i	E	Q	D
4	chicken	tea	meat	fish
5	eyes	ears	hands	nuts
6	bird	bee	tree	butterfly
7	Hello	Tala	Sami	Amir

5

Classify

صنف

flower - meat - head - chicken - tree
 shoulder - rice - bird - mouth

Food الطعام	Garden الحديقة	Body الجسم



Writing

1

Write the numbers

أكتب الأرقام

	2			5				9	
--	---	--	--	---	--	--	--	---	--

11							18		
----	--	--	--	--	--	--	----	--	--

2

Write the letters

أكتب الحرف المناسب

B		I	L		
	h			p	t

3







Write the missing letter

أكتب الحرف الناقص

ch - j - t - c - w

				
.....uiceater offeeeeseea

b - h - t - m - r - f


					
.....reeingeroyiceandselon

4

Look and write

أكتب الكلمة المناسبة







tea - coffee - water - juice - cheese

5

Look and write

اكتب الكلمة المناسبة






					
hifs	cier	lgse	ribd	raih	ilon

6

Count and write

اكتب الرقم المناسب

16 - 17 - 18 - 19 - 20



Handwriting

He likes fish and salad.

He likes fish and salad.

Unit 6






Listening

1

Listen and put (✓)


أستمع و ضع إشارة ✓



2

Listen and number the picture

أستمع و رقم الصورة



reading

1

Match

صل




Close

Hop

Clap

Open

Jump



Touch your head	Sit down	Come here	Stand up	Go there	Be quiet
-----------------	----------	-----------	----------	----------	----------



2 Read and put (✓) or (×) اقرأ ثم ضع علامة (✓) أو (×)

1- () Open the door.



2- () Come here.



3- () Touch you head.



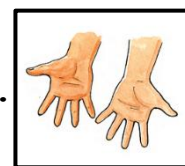
4- () Don't jump.



5- () Hop.



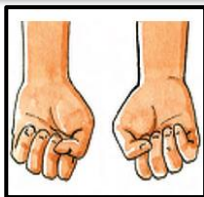
6- () Open your hands.




3

Read and put ✓


اقرأ وضع إشارة ✓



Open your hands



Come here



Stand up

Close your hands

Go there

Sit down



Don't go there



Clap



Don't stand up

Don't come here

Don't clap


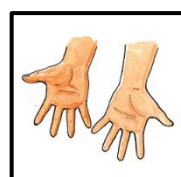
Don't sit down

4

Read and number

اقرأ ورقم

- 1- Come here.
- 2- Don't close the door.
- 3- Open your hands.
- 4- Don't jump.
- 5- Be quiet.
- 6- Don't stand up.










Writing

1

Look and write

أكتب الكلمة المناسبة

Stand up - Hop - Sit down - Jump - Clap





				

2





Complete

أكمل

head - door - hands - window

Don't open the	
Touch your	
Close the	
Close your	

Touch - Open - Go - Close







 <p>..... your hands.</p>	 <p>..... your hand.</p>
 <p>..... your head.</p>	 <p>..... there.</p>

3

Look and write

أكتب الجملة المناسبة

Open the window. - Don't hop. - Come here.
 Don't jump. - Close the door. - Go there.

 <p>.....</p>	 <p>.....</p>
 <p>.....</p>	 <p>.....</p>
 <p>.....</p>	 <p>.....</p>



.....
 Touch your head.






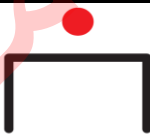
Unit 7



Listening

Listen and put (✓)






أستمع و ضع إشارة ✓

2

Listen and number the picture

أستمع و رقم الصورة








reading

1

Match

صل

				
---	---	---	--	---

chair

sofa

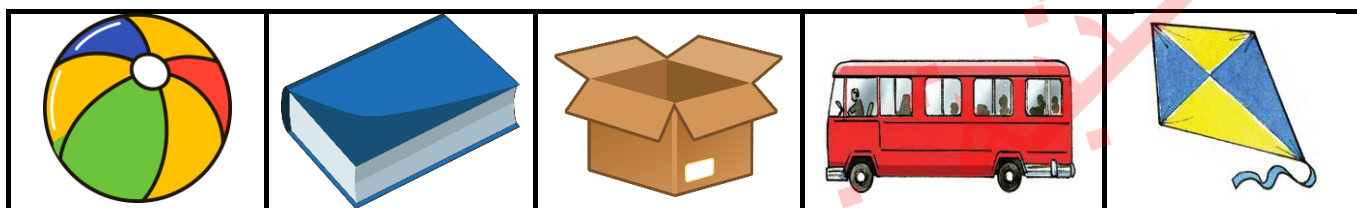
bed

table

rug



TV	computer	telephone	pencil	bag
----	----------	-----------	--------	-----



box	book	ball	kite	bus
-----	------	------	------	-----



on	in	under
----	----	-------



2 Read and put (✓) or (✗) اقرأ ثم ضع علامة (✓) أو (✗)

1- () I can see a chair. 

2- () I can see a bed. 

3- () I can see a table. 

4- () I can see a rug. 

5- () It's a telephone. 

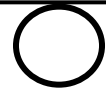
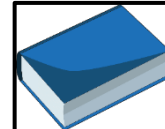

6- () It's a TV. 

7- () It's a bag. 



8- () It's a pencil. 

3 Read and number اقرأ و رقم

- 1- It's a book.
- 2- I can see a sofa.
- 3- It's a ball.
- 4- I can see a chair.
- 5- It's a doll.
- 5- I can see a computer.



- 1- The book is on the sofa.
- 2- The telephone is in the bag.
- 3- The rug is under the table.








1 Match صل

1-What can you see?		<input type="radio"/> It's in the box.
2-What's This?		<input type="radio"/> I can see a TV.
3-Where's the ball?		<input type="radio"/> It's a bed.

2 Complete the dialogue أكمل الحوار






rug - book - pencil - this - under - see

	
What can you ?  What's ?  Where's the ? 	I can see a It's a It's the table.

 Writing

1 Look and write أكتب الكلمة المناسبة

bed - computer - table - TV - telephone









				




2

Complete

أكمل

book - pencil - ball - bus
kite - rug - chair - sofa

I can see a		I can see a	
I can see a		I can see a	
It's a		It's a	
It's a		It's a	

	The TV is the table.
	The ball is the chair.
	The book is the bag.

in

on

under

Unit 8




Listening

1

Listen and put (✓)


أستمع و ضع إشارة ✓



2

Listen and number the picture

أستمع و رقم الصورة



reading

1

Match

صل

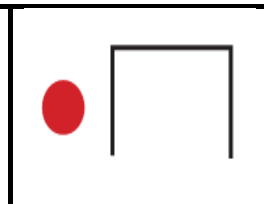
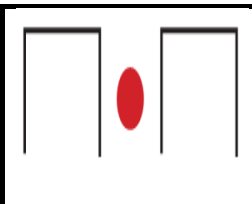



mosque

house

playground

park



school

between

church

next to

shop

w

x

v

v

w





x

2


Read and number

اقرأ و رقم

- 1- This is a mosque.
- 2- This is a house.
- 3- This is a shop.
- 4- This is a park.
- 5- This is a playground.
- 6- This is a church .







- 1- The mosque is between the mosque and the park.
- 2- The house is next to the playground.







Speaking

1 Match صل

<p>1-What's this?</p> 	<p>She's at the park.</p>
<p>2-Where's the shop?</p> 	<p>This is the mosque.</p>
<p>3-Where's Tala?</p> 	<p>He's at the school.</p>
<p>4-Where's Sami?</p> 	<p>It's next to the hose.</p>

2 Complete the dialogue أكمل الحوار

between - Where's - Hello - school - What's

	
<p>.....</p> <p>..... this? </p> <p>..... is the playground?</p> 	<p>Hello!</p> <p>This is the</p> <p>It's the mosque and the school.</p>



Writing

1

Write the missing letter

أكتب الحرف الناقص

m - s - h - p



.....chool



..... layground




.....osque



.....ouse

ch - sh - p



.....op



.....urch



.....ark

2

Look and write

أكتب الكلمة المناسبة

dad - mum - Zaid - Jamila









3

Complete

أكمل


school - house - mosque - park - playground - shop

Dad is at the	
Mum is at the	
Tala is at the	
Sami is at the	
Jamila is at the	
Zaid is at his	

next to - between



The mosque is the church and the playground.



The shop is the house.

She's - It's - He's

..... at his house.



..... at the school.



..... next to the mosque.



This is the school.

This is the school.

Dad is at the mosque.

Unit 9



Listening

1 Listen and circle the word you hear أستمع و ضع دائرة على الكلمة التي تسمعها

1	2	3	4
playground	Close	sofa	box
pencil	Open	school	bed
park	Jump	shop	ball



Speaking

1 Match صل

1- What can you see?	() It's next to the shop.
2- Where's the telephone?	() He's at the house.
3- Where's the playground?	() It's on the sofa.
4- Where's Sami?	() She's at the park .
4- Where's Jamila?	() I can see a computer.



reading

1 Circle the odd one ضع دائرة على الكلمة المختلفة

1	mosque	school	between	house
2	on	rug	in	under
3	r	m	w	J
4	jump	chair	table	sofa

2

Classify

صنف

school - TV - sofa - park - mosque - rug

Places الأماكن	Home البيت

3

Look and circle

أنظر و ضع دائرة

				
playground park pencil	TV computer telephone	clap jump hop	next under between	Come here Sit down Stand up

4

Choose

اختر

1- He's (in - at - on) school.



2- It's a (TV - telephone - computer) .



3- Don't (clap - come here - go there) .





Writing

1

Write the letters

أكتب الحرف المناسب







	N		J		y		W	
m		r		u		v		x

2

Write the missing letter

أكتب الحرف الناقص






h - ch - j - sh - t - r

					
.....opurchableugopump

Look and write

أكتب الكلمة المناسبة

park - book - window - ball - door

دليل الاستماع

Unit 1	
Ex.1	1- Hi name is Sami. 2- His name is Amir. 3- Her name is Salwa. 4- Her name is Tala.
Unit 2	
Ex.1	1- I like fish. 2- I like salad. 3- I like meat. 4- I like fish. 5- I like chicken. 6- I like kunafeh
Ex.2	1- apple 2- dates 3- chocolate 4- melon
Unit 3	
Ex.1	1- This is a butterfly. 2- This is a bee. 3- This is a lion. 4- This is a bird. 5- This is a flower. 6- This is a tree.
Unit 4	
Ex.1	1- eye. 2- mouth. 3- head. 4- hand 5- finger
Ex.2	1- eyes 2- ears 3- shoulders 4- legs 5- hands
Unit 5	
Ex.1	1- tea. 2- water. 3- cheese.
Ex.2	1- dates 2- ears 3- flour 4- eighteen 5- chocolate
Unit 6	
Ex.1	1- sit down. 2- go there. 3- Quiet.
Ex.2	1- Clap 2- Close your hands 3- Jump 4- Open your hands. 5- Hop
Unit 7	
Ex.1	1- computer. 2- sofa. 3- on.
Ex.2	1- pencil 2- rug 3- phone 4- table 5- bag
Unit 8	
Ex.1	1- school. 2- mosque 3- playground
Ex.2	1- mosque 2- school 3- house 4- playground 5- park
Unit 9	
Ex.1	1- park. 2- Open 3- shop. 4- box