


مدرسة (ج) المشتركة للاجئين



تدريبات للمراجعة للصف الثاني الابتدائي

في مادة اللغة الانجليزية

اعداد المعلمة / مروة حافظ ويدا

مشرف المادة / محمد سميدان

مدير المدرسة / مازن ابو فرحانة

المدير المساعد / بهجت المطار


الفصل الثاني

مادة تدريبية في اللغة الانجليزية للصف الثاني الابتدائي-الفصل الثاني - اعداد المعلمة / مروة حافظ عيد - منطقة رفح التعليمية

لتحميل المزيد زوروا موقع زهور الأقصى www.zohoralaqsa.com

Unit 10

1- listen and write (✓) :-



2- Match:-

1- What do you like?

() She likes dancing.



2- What does Amir like?

() He likes reading.



3- What does Salwa like ?

() We like singing.



3- Write: (does - you - dancing - likes)



Hello, Jamila.

What do like?

What Tala like ?



Hello, Salwa.

I like

She swimming.

4-Write:

(drawing - dancing - swimming)



She likes She likes He likes

1-Read and circle:-

reading drawing swimming	singing swimming dancing	drawing dancing reading	playing football swimming singing

6-Circle:

dancing swimming read singing drawing

7-Copy:-

We like reading .

- 1- _____
- 2- _____
- 3- _____
- 4- _____

Unit 11

1-Listen and circle:-



2-Match:



ship


car

van

plane

bike

3-Read and circle:



The bus is fast.
The van is slow.
The van is fast.



The ship is slow.
The ship is fast.
The train is slow.



The girl is fast.
The boy is slow.
The boy is fast.

4- Write:

(c - t - b - sh)



.....us

..... ip

.....ar

.....rain

3- Read and circle:

- (This - These)..... van is big.



- These(ships - ship) are big.



- (This - These)..... vans are small .



- This (plane - planes) is small.



3- Write:-

1- planes/big./are / These.



2- small./This/train/is




3- is/This/big./van



Unit 12

1-Listen and circle:



2- Write:-



(oumes)



(glaf)



(npe)



(ulrre)

3-Match :-



a crayon

an eraser

a keyboard

4-Write :

under - can - flag



What _____ you see? 

I can see a _____.



Where's the pencil ?

It's _____ the sofa .

5- Write :-

next to under on



- 1- The ruler is ----- the table.
- 2- The keyboard is ----- the sofa.
- 3- The TV is ----- the table.
- 4- The eraser is ----- the phone.
- 5- The pen is ----- ball.

6- Match:-

1- in the box.



2- between the hat and the sock

()

3- next to the train




()



()

7- Circle:




eraser

ruler

book


computer



8- Circle:

- Where's the ruler ?

- It's (in - on) my hand.



-Where's the crayon ?

-It's(next to - between) the nuts and the dates.



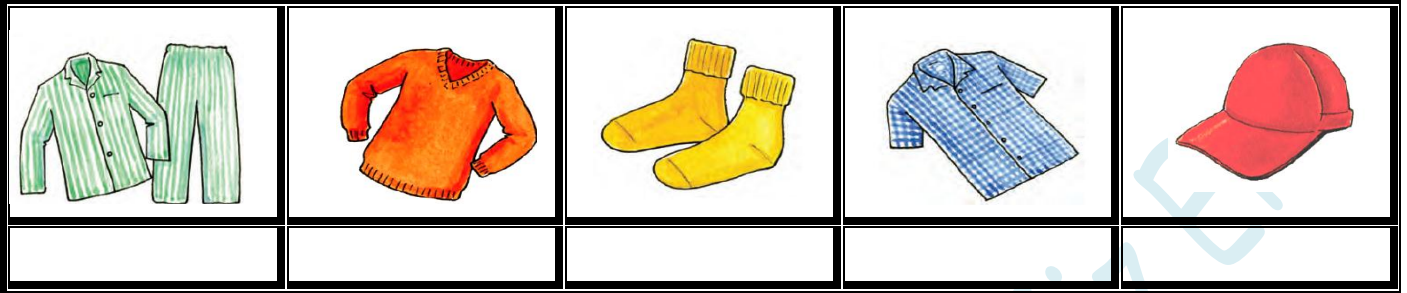
8- Copy:-

I can see a flag .






Unit 13

1- Listen and number : استمع و رقم



2- Match: وفق

1- What's this ? 	() Here you are.
2- I'd like green shorts , please. 	() They're next to the boots.
3- Where are my socks ? 	() It's a shirt.

3- Write:

(Here - new - you)








I'd like _____
shoes , please !

_____ you are !

Thank _____ !



4- Read and circle: - اقرأ وحوظ الكلمة المناسبة -

				
boots socks shoes	shirt jeans dress	skirt t-shirt jeans	dress shirt skirt	shirt hat t-shirt





5- Write: -

sh - j - s - t - sh - s

					
-- oes	-- orts	-- shirt	-- eans	-- weater	-- kirt

6- Write: -

(is - are)

				
The t-shirt yellow.	The pyjamasgreen and white .	The skirt blue.	The shoes brown.	The shorts green.

7- Write: اكتب الجملة صحيحة

a- like / new / I'd / a / please ! /skirt

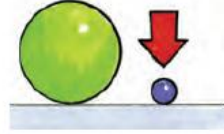
b- colour / are /the / What/shoes ?

8- Circle: حوط الاجابة الصحيحة:

- These boots are (small - big).



- This ball is (big - small).



- I'd like (a new - new) socks, please !



9- Circle: حوط المختلف

big	fast	small	dress	new
red	green	brown	white	boots
sing	drawing	playing	dancing	swimming

10- Classify: صنف

(red - black - dress - shirt - white - skirt - brown - hat)

Colours ألوان	Clothes ملابس



Good bye !

Unit 15

1- Listen and number:-



2- Match:

a- This is my grandmother.



b- This is my father.

()

()

c- This is my sister.



d- This is my cousin.

e- This is my mum.



()




()

()

3- Write : اكتب

(s - m - g - f - c)



4-Read and circle: اقرأ وحوط



1-This is my **mother/brother**.
She's short/tall.

2-This is my **grandfather/father**.
He's tall/ short.

5- Write: اكتب الجملة صحيحة

1- cousin. /This/my /is

.....

2- has/black/He/hair.

.....

3- blonde/I / hair/have/brown/eyes./and

.....



6-Circle: حوط الكلمة المختلفة

mum

dad

brother

red

sister

black

blonde

short

green

brown

eyes

hair

cousin

ears

hands


7- Write: اكتب

(have - has)

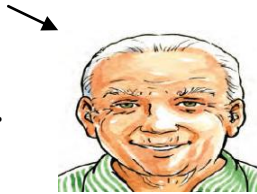
- I black hair.



- She red hair and green eyes.



- He white hair .



8- Write: اكتب



This is me.


- I'm (short /tall) .

- I have brown(face - hair) .

- I (have /has) black eyes.

Unit 16

1- Listen and number: استمع ورقم الصورة



2- Match: صل



Bethlehem

Jerusalem

Hebron

Haifa

Nablus

Gaza

3- Write: اكتب الكلمة صحيحة



eas

lowfre

nowt

vrire

nmotiaun

rtee

4- **Write:** اكتب



Palestine - Good morning - Nabil- are



Good morning , Dima .

Where you from ?

Good-bye, Dima.

....., Nabil.

I'm from

Good bye ,

5- **Match:** وفق

1- Where's he from?

() It's a river.



2-What's this ?



() It's a tree.

3-What's that ?



() He's from Jerusalem.

6- **Circle:** حوطة الكلمة المختلفة

Gaza	Nablus	Hebron	tree	Haifa
mum	dad	Jerusalem	cousin	brother
blue	river	yellow	green	brown

7- Write: اكتب



1- is /my/Palestine/country.

.....

2- from/She's/Nablus.

.....

3- Palestine ./from /We're

.....

8-Write: اكتب

1-What can you see ?

I can see(a flower - flowers)

2-How many flowers?

..... flowers.



3-What do you like ?

I like and trees.


9- Copy: انسخ

We're from Gaza .



Unit 17

1- Listen and put (√):



2- Write:



Hello, Manar !
How are you ?
How do you?
Good bye, Manar.


old
feel
Hello
happy



....., Salwa !
I'm 8 .
I feel
Good bye, Salwa.


3- Write:

(c - p - c - b - p - b)



4- Write: اكتب

(presents - balloons - birthday - cake- candles- happy)



It's Amir's birthday.
This is his party.
He has a big
He has 8
The are white.
He has five
He feels
Happy Amir.

5- Write: اكتب الجملة صحيحة

1- feel /happy. / I



2- sad. / I / feel



3- old/How/you?/are

6- Copy: انسخ

I feel happy .

Good - Luck !