



State of Palestine
Ministry of Education
& Higher Education

NEW
EDITION

English for Palestine

PUPIL'S BOOK **1A**

Authorship & Curriculum Supervisory Committee

Mr Ali Manassra (General Supervision)	Ministry of Education
Mr Othman Diab Amer (Coordinator)	Ministry of Education
Mrs Reem Ayoush	Ministry of Education
Dr Samir M Rammal	Birzeit University
Dr Hazem Y Najjar	Bethlehem University
Ms Fatimah Easa Qassem	Ministry of Education
Mr Omar Abdullah Sabbah	Ministry of Education
Mr Imad Abdullah Jbour	Ministry of Education
Mr Hassan Kharableyeh	Ministry of Education
Ms Rula Naji Khalil	Ministry of Education
Ms Sana Abed Wazwaz	Ministry of Education
Ms Tharwat Shukri	Ministry of Education
Mr Mohammad Nassar	Ministry of Education





Authorship Supervisory Committee (original edition)

Dr Hazem Y Najjar (Head)	Bethlehem University
Dr Salem Aweiss	Birzeit University
Dr Omar Abu Al-Hummos	Al-Quds University
Mr Othman Diab Amer (Rapporteur)	Ministry of Education

English Language Curriculum Team (original edition)

Dr Hazem Y Najjar	Bethlehem University
Dr Salem Aweiss	Birzeit University
Dr Omar Abu Al-Hummos	Al-Quds University
Dr Odeh J Odeh	Al-Najah University
Dr Samir M Rammal	Hebron University
Dr Nazmi Al-Masri	Gaza Islamic University
Ms I'tidal Abu Hamdiyah	Ministry of Education
Ms Majedah Dajani	Ministry of Education
Mr Imad Jabir	Hebron University
Mr Suhail Murtaja	Ministry of Education
Mr Othman Diab Amer (Rapporteur)	Ministry of Education





Contents

Unit and contexts	Language	page
1 Hello! <ul style="list-style-type: none">– Greeting people– Saying your name	<i>hello, hi, goodbye, bye, good morning, good afternoon</i> What's your name? My name's Tala.	4
2 Let's eat! <ul style="list-style-type: none">– Talking about food– Using numbers	<i>nut, olive, melon, date, egg, bread, cheese</i> <i>1, 2, 3</i>	10
3 Animals <ul style="list-style-type: none">– Talking about animals– Using numbers	<i>insect, goat, rabbit, cat, kitten, lion, zebra, dog</i> <i>4, 5, 6</i>	16
4 My body <ul style="list-style-type: none">– Talking about parts of the body– Using numbers	<i>head, hand, finger, leg, face, nose, mouth</i> <i>7, 8, 9, 10</i>	22
5 Revision	Revision of the language in Units 1–4	28
6 My classroom <ul style="list-style-type: none">– Talking about classroom items– Saying what things are	<i>board, teacher, pencil, book, bag, desk</i> What's this? It's a pencil.	34
7 My family <ul style="list-style-type: none">– Talking about family– Saying who someone is	<i>Mum, Dad, sister, brother, baby, me</i> Who's this? This is Tala/my brother.	40
8 Let's drink! <ul style="list-style-type: none">– Talking about drinks– Saying what things are	<i>water, milk, tea, coffee, apple juice, orange juice</i> What's this? It's water.	46
9 Revision	Revision of the language in Units 6–8	52
Picture dictionary		58
The alphabet		62



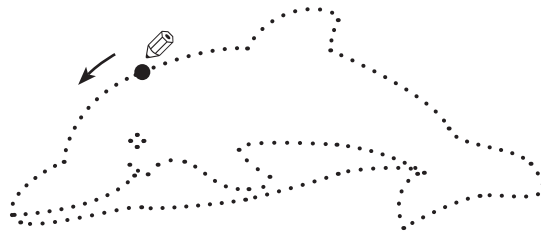
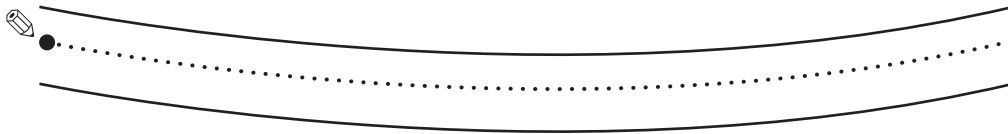


1 Listen and find.  

2 Listen and say.  

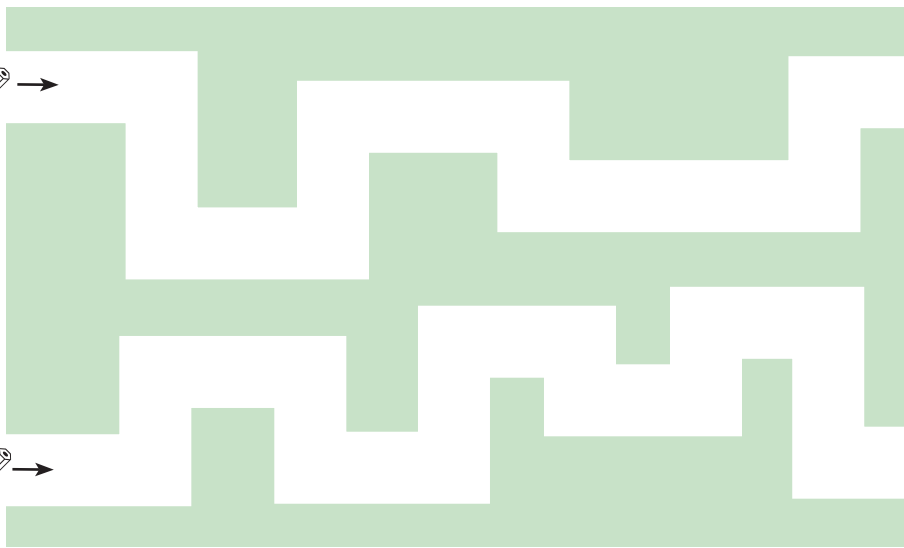




1 Trace. 



2 Trace and find. Say.   






Unit 1 Period 3

1 Say and match.  

2 Listen and say.  




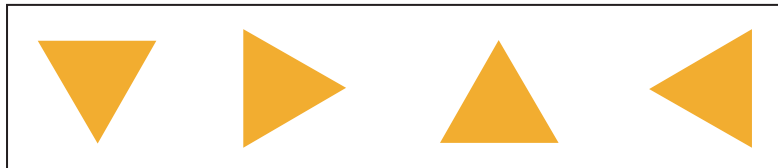
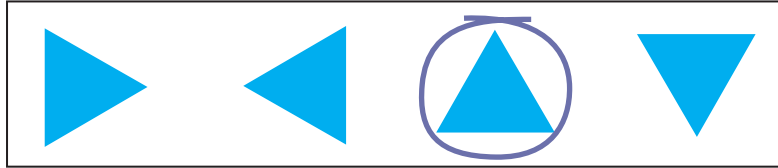
3 Say. 

6

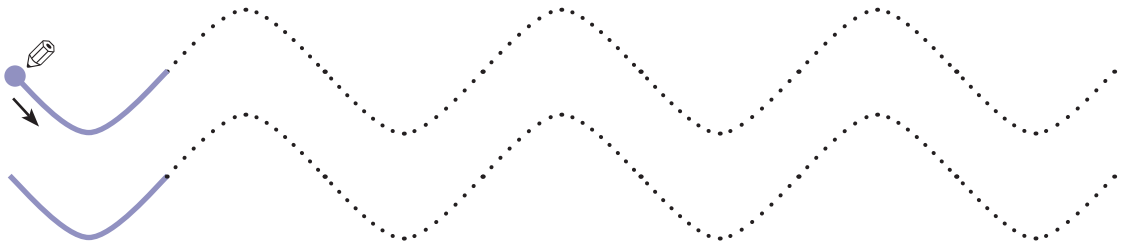




1 Find and circle.  



2 Trace. 




3 Sing. 



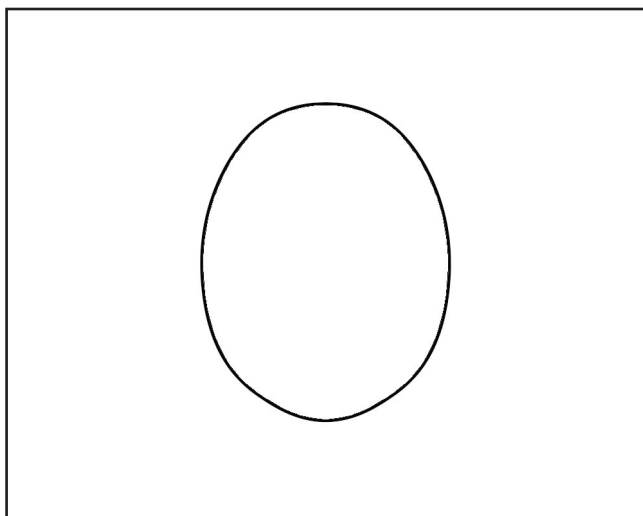
1

Listen and say.




2

Draw and colour. Say.






1 Trace and find. Say.   



2 Trace and find. Say.   



3 Play. 

In Unit 1 children learned: to say hello to ask someone's name to give their own name




1

Listen and match.



2

Listen and say.






3

Listen and say.





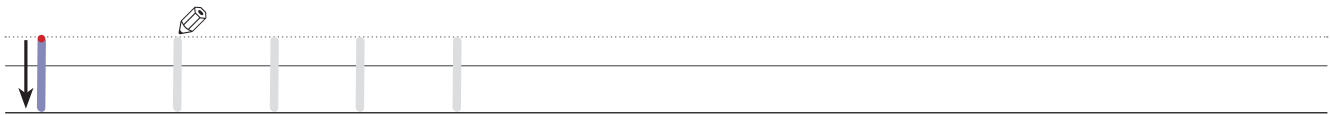


1 Find and circle.  



2 Trace and copy. 

1 2 3






Unit 2 Period 3






1

Listen and find. Say.




2

Listen and write.





3

Count and write.





1 Match.

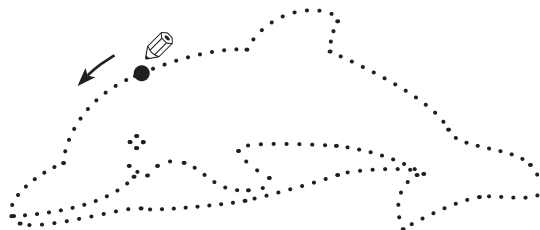





1

2

3

2 Count and write.






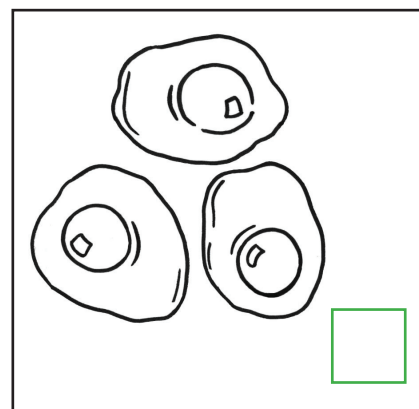
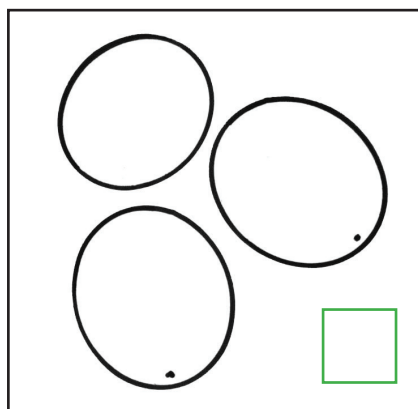
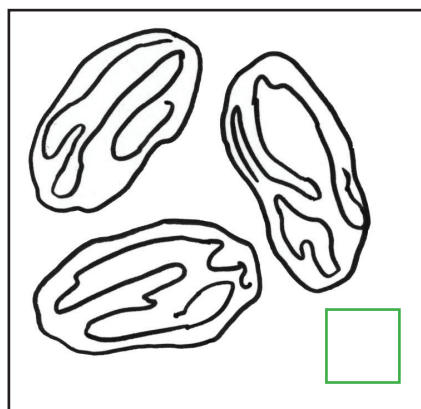
Unit 2 Period 5

1 Count and write.

2 Listen and say.

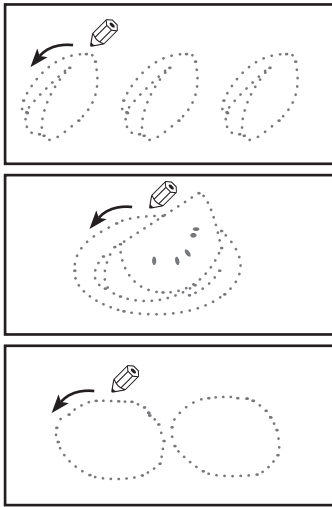


3 Listen. Write and colour. 1 2 3






1 Trace and match. 



1
2
3

2 Find and circle. Say.   



3 Play. 

In Unit 2 children learned: to talk about food to use the numbers 1, 2, 3




1 Listen and find.  


2 Listen and say.  




3 Listen and say.  

1 2 3 4 5 6

4 

5 

6 

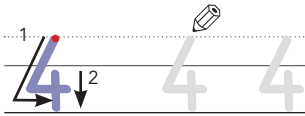


1

Trace and copy.



4 5 6





2

Match.

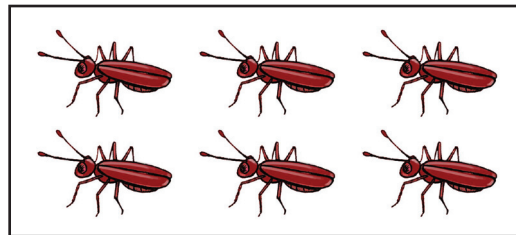


1





4

2



5

3



6







Unit 3 Period 3





1

Listen. Say and do.



2

Listen and write.



3

Say and do.

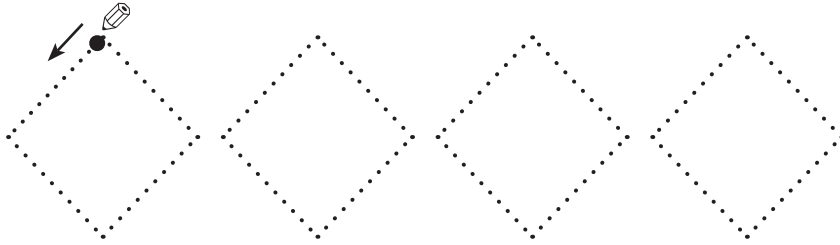




1 Count and trace.




4





5



6



2 Join. Say.



3 Sing.








Unit 3 Period 5

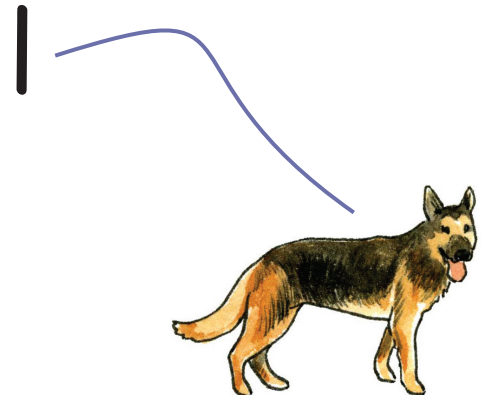





1

Listen and circle.



2

Find and say. Listen.





1

Trace and complete. Copy.



1 ... 3 ... 5 6


.....

.....

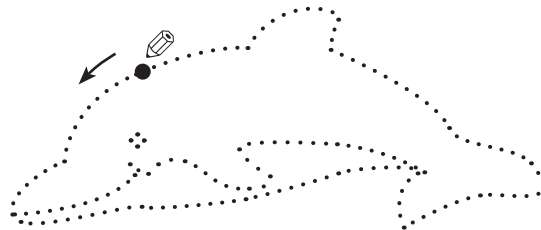
.....

2

Count and write.



6



3

Play.



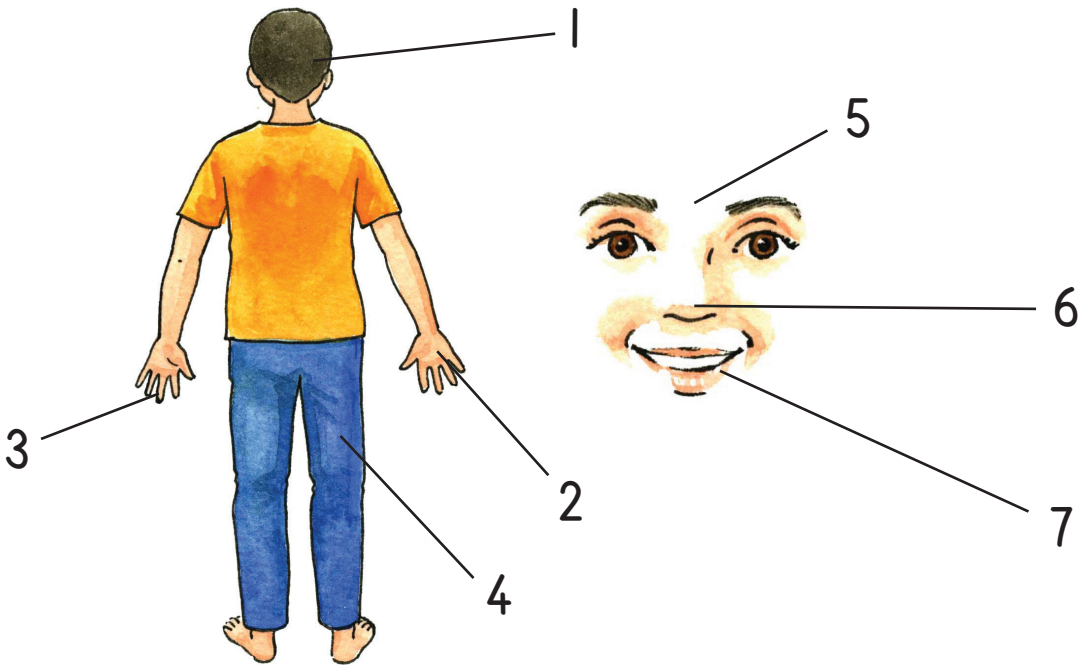
In Unit 3 children learned: to talk about animals to use the numbers 4, 5, 6



1 Listen and touch. 

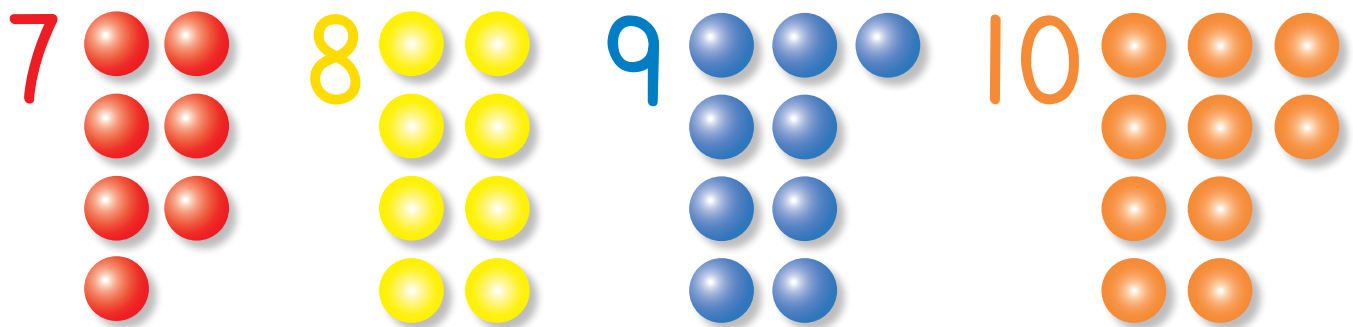


2 Listen and say.  



3 Listen and say.  


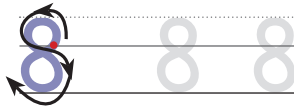
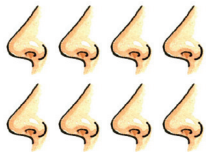
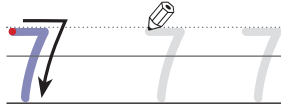
1 2 3 4 5 6 7 8 9 10






1 Trace and copy.

7 8 9 10



2 Trace and find. Say.

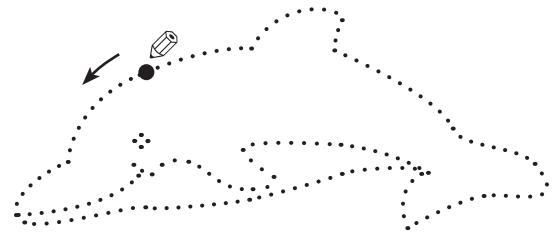
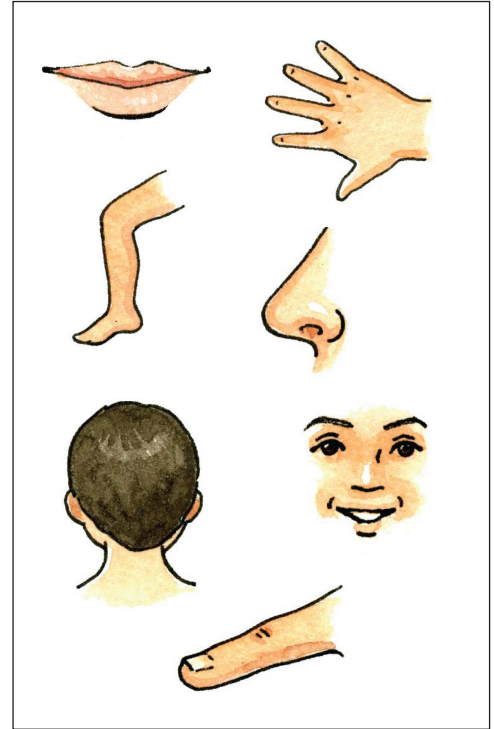




Unit 4 Period 3

1

Colour. Find and say.



2

Listen. Touch and say.

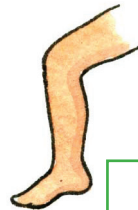
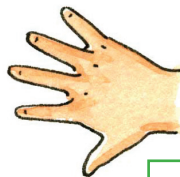


3

Listen and write.



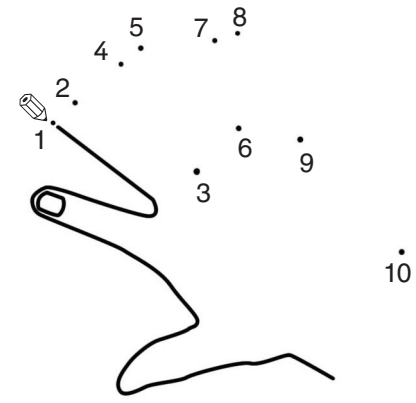
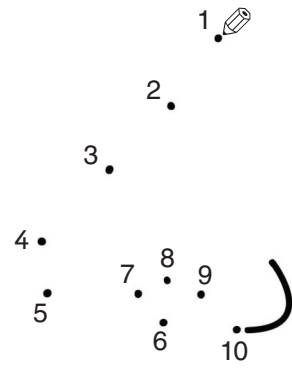
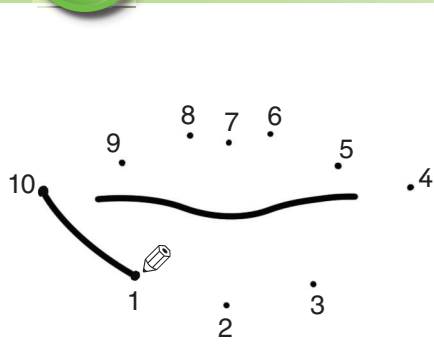
8



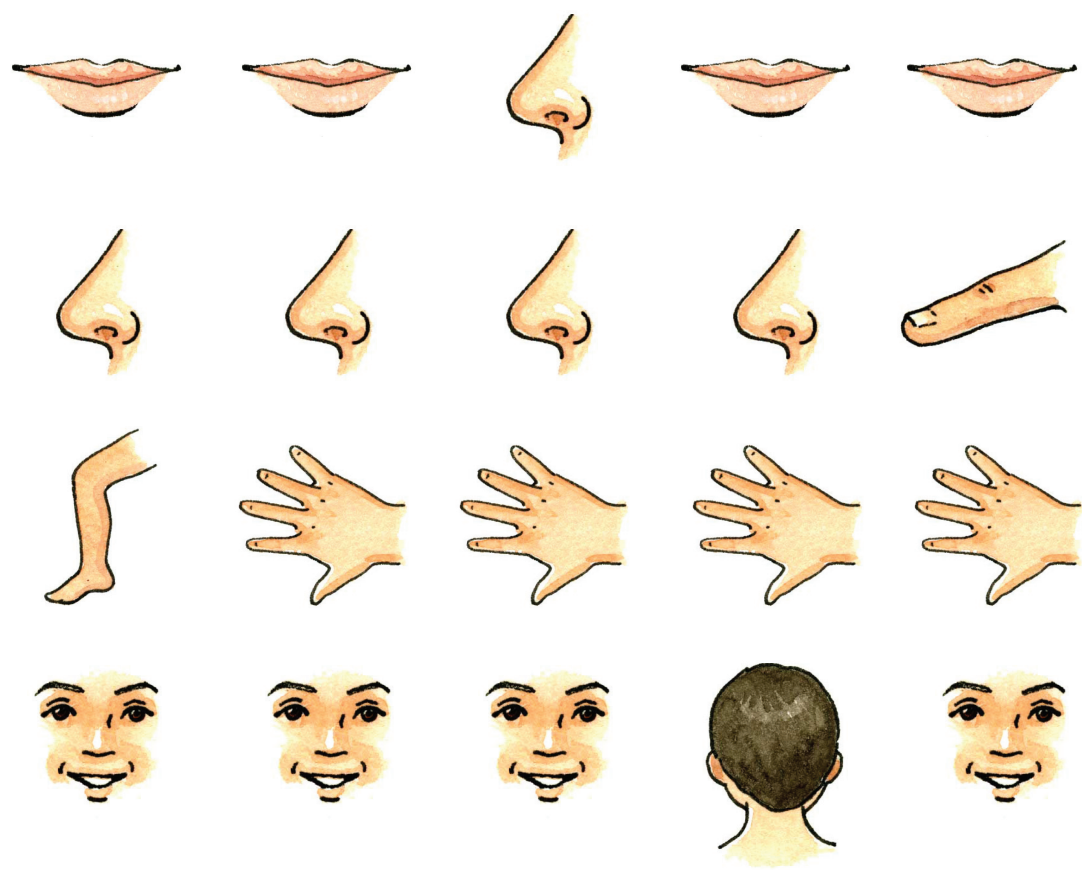


Unit 4 Period 4

1 Join. Say.



2 Find and circle.



3 Sing.



1

Listen and say.



2


Listen and complete.





1 2 5 6 ... 8

3

Count and write.



 =  =  =

 =  =



1 Trace and complete. Copy.



1 ... 3 ... 5 ... 7 ... 10


.....


.....


.....


2 Count and circle.




9 

3 

7 

6 

8 

3 Play.



In Unit 4 children learned: to talk about parts of the body to use the numbers 7, 8, 9, 10



1 Listen and find.  

2 Listen and say.  

3 Count and write. 





4

Trace and copy.

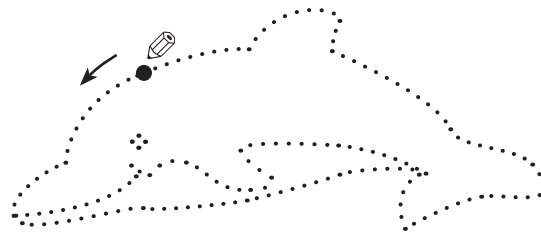


1 2 3 4 5

1 2 3 4 5

6 7 8 9 10

6 7 8 9 10



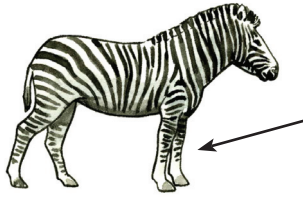





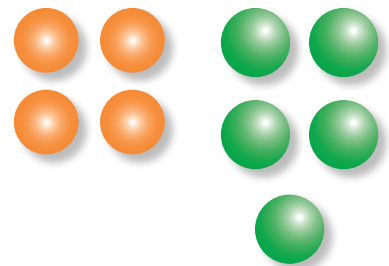
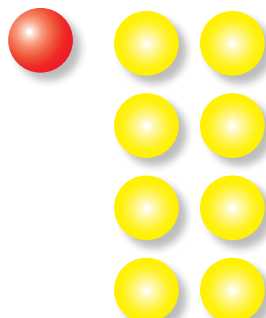

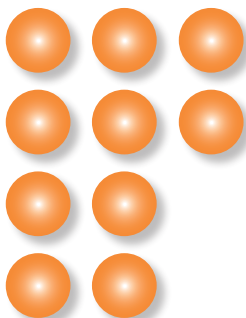
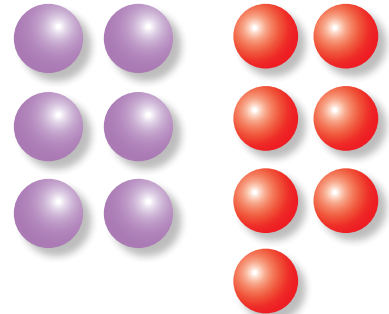
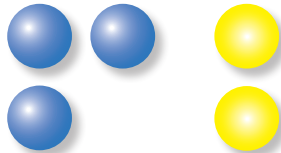

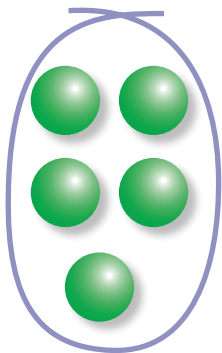
Unit 5 Period 2

1 Listen and say.  

2 Listen and write.  




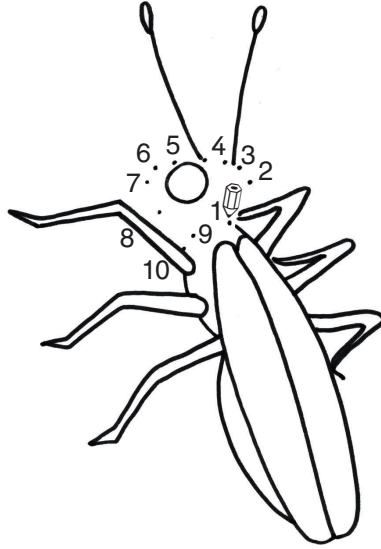
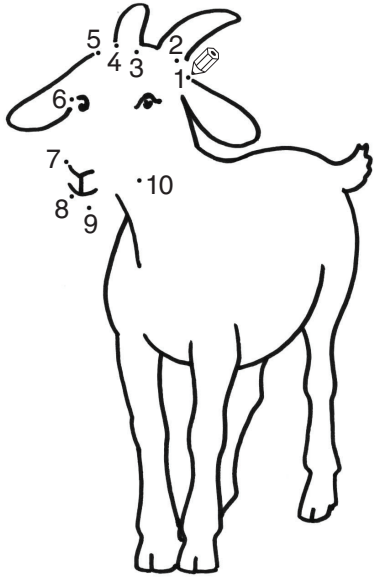
3 Listen and circle.  






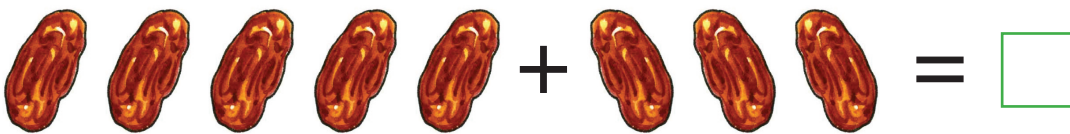

4

Join. Say.



5

Count and write.





Unit 5 Period 3

1

Listen and find.  


2

Listen. Count and say.  



3

Say. 




32





4

Count and write. Say.




5



5

Find and circle.



In Unit 5 children revised the language learned in Units 1-4





1 Listen and find.  



2 Listen and say.  



3 Listen and say.  



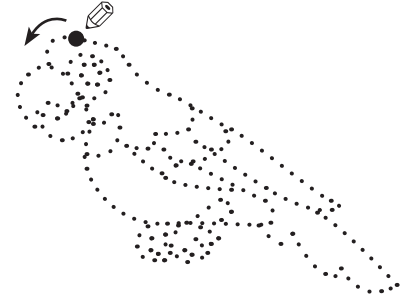


1

Find and circle.




a	→	a	a	c	a	a	c	c	a
c	→	c	c	c	a	c	c	a	a



2



Trace and copy.





Unit 6 Period 3

1 Listen and find.



2 Listen and say.



What's this?


It's a **bag**.



3 Say.

What's this?

It's a bag.





1

Write. Say.



1



2



3



4



5



6



2

Trace and copy.



a a a

a a a

c c c

c c c





1

Look. Count and write.



7




2

Listen and say.








3

Say.





1 Think and match. Say.



2 Listen and draw.



3 Play.




In Unit 6 children learned: to talk about things in the classroom to ask and say what things are



1

Listen and find.



2

Listen and say.






1 Find and circle.  

e	→	<u>e</u>	o	o	e	o	e	o	e
o	→	o	e	o	o	e	o	e	o


2 Trace and copy. 



 e e

 e e



 o o o

 o o o

3 Sing. 





Unit 7 Period 3

1

Listen and circle.



Who's this?

This is **Wafa**.



2

Listen and say.



3

Listen and write.





1 Think and write.



1

2

3

4

5

6



2 Trace and copy.



3 Match.

a c e o

e o a c

e o c a

o e c a



1

Listen and find.



2

Listen and say.



Who's this?

This is **my mum**.



3

Say.




Who's this?

This is **the baby**.




1 Match and say.  


o



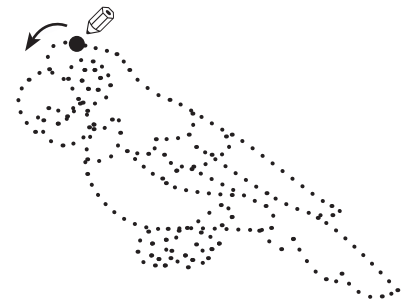
a



e



c



2 Find and circle.  

a	→	<u>a</u>	a	e	a	a	e	e	a
c	→	c	a	c	a	c	c	a	c
e	→	e	o	o	e	o	o	e	o
o	→	o	o	a	o	a	o	a	a

3 Play. 

In Unit 7 children learned: to talk about family to ask and say who someone is



1 Listen and find.  

2 Listen and say.  



3 Listen and write.  



3



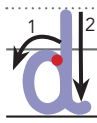


1 Find and circle.  


d	→	d	g	d	g	g	d	g	g
g	→	g	g	q	q	g	g	q	q
q	→	q	q	d	d	q	d	q	q


2 Trace and copy. 




 d d

 d d



 g g

 g g



 q q

 q q




Unit 8 Period 3

1 Listen and find.  

2 Listen and say.  

What's this?

It's **apple juice**.



3 Say. 

What's this?

It's **water**.



Unit 8 Period 4


1 Match.



c



d




q

g

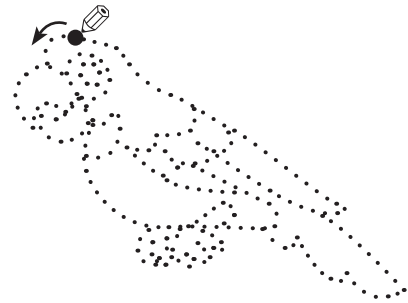


a

o



e



2 Trace and copy.

d d d

g g g

q q q





Unit 8 Period 5

1 Match. Listen.



1



2



3



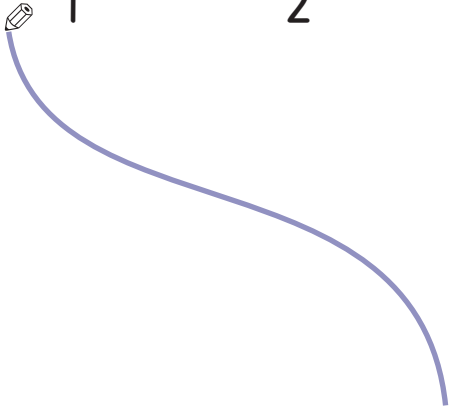
4



5



6




2 Listen and say.

3 Listen and chant.






1 Circle.



a o



c g




c d



q g



o e



d g

2 Count and match.

5



6



7



8



9



10



3 Play.

In Unit 8 children learned: to talk about drinks to ask and say what things are



1 Listen and find. 🎧 👁️ 👁️

2 Listen and say. 🎧 💬



3 Say. 💬

What's this?

It's a **book**.




4


Write.



a c d e g o

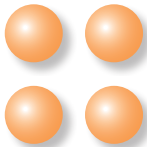


g

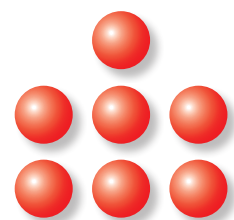

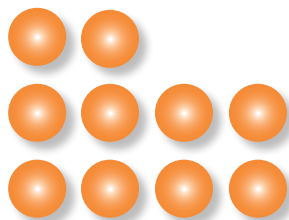


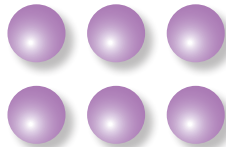


5

Count and write.



4



1

Listen and find.  

2

Listen and say.  



3

Say. 

Who's this?

This is **my dad**.

What's this?

It's a **zebra**.



4

Match.



e d a q g o c

d q e o c a g



5


Find and circle.



a



bag



hand



Sami

c



cat



coffee



insect

6

Complete.



1 2 _ 4 _ 6 _ _ 9 _






Unit 9 Period 3

1 Listen and find.  

2 Listen and say.  



3 Find and say.  

What's this?

It's **coffee**.





4

Count and write.



a a a a a a a a

c c c

e e e e e e e

o o o o o o o o o o

d d d d

g g g g g

q q

c = 3

_____ = 4

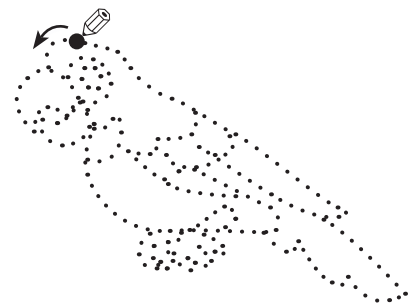
_____ = 5

_____ = 8

_____ = 10

_____ = 2

_____ = 7



In Unit 9 children revised the language learned in Units 5–8



Picture dictionary

a

Amir



apple juice



book



bread



brother



bye



coffee



d

Dad



b

baby



bag



board




c

cat



cheese




dates



desk



dog





e

egg



h

hand



k

kitten



f

face

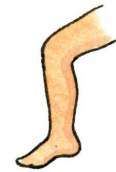


hello



l

leg




finger



hi

lion




i

insect



g

goat



m

me



goodbye




j

juice



melon





n



o




p



r



s



t





w

water


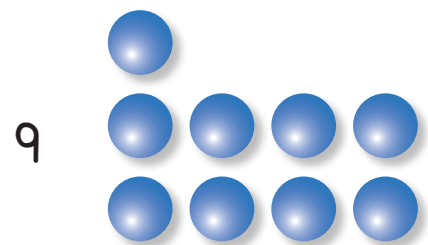




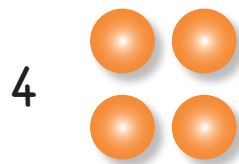
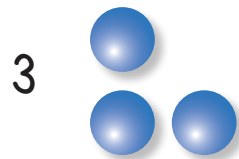
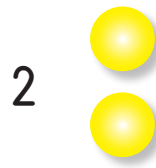


z

zebra



numbers





The alphabet

a  apple

b  bag

c  cat

d  dog

e  egg

f  fig


g  goat


h  hand

i  insect

j  juice

k  kitten

l  lion

m  melon

n  nut

a b c d e f g h i j k l m





o



olive

p



pencil

q



quiet

r



rabbit

s



skate

t




teacher

u



umbrella

v




van

w



water

x



box

y



yo-yo

z



zebra

n o p q r s t u v w x y z



Macmillan Education
4 Crinan Street, London, N1 9XW
A division of Macmillan Publishers Limited
Companies and representatives throughout the world

ISBN 978-0-230-41355-9

Text © Macmillan Publishers Limited 2011
Written by Wendy Arnold
Design and illustration © Macmillan Publishers Limited 2011

First published 2011

All rights reserved; no part of this publication may be reproduced, stored in a retrieval system, transmitted in any form, or by any means, electronic, mechanical, photocopying, recording, or otherwise, without the prior written permission of the publishers.

Designed by Melissa Swan
Illustrated by Ruth Palmer
Cover design by Macmillan Publishers Limited 2011
Cover illustration by Ruth Palmer

Publishing management by Hyphen S.A.

Authors' acknowledgements
The author would like to thank her wonderfully patient project manager, Tracy Traynor, and the publishing team at Macmillan, as well as all the committee in Palestine who have tirelessly given their time to this project.

The authors and publishers would like to thank the following for permission to reproduce their photographs:
Palestine Photo Bank/Steve Sabella p34;
Photoshot/WpN/UPPA pp22, 40.

Any views expressed in this publication are those of the Palestinian National Authority and represented by the Publisher on behalf of the Authority.

These materials may contain links for third party websites. We have no control over, and are not responsible for, the contents of such third party websites. Please use care when accessing them.

Although we have tried to trace and contact copyright holders before publication, in some cases this has not been possible. If contacted we will be pleased to rectify any errors or omissions at the earliest opportunity.

Printed and bound in Palestine by A R Hijawi & Sons

2019 2017 2017 2016 2015
10 9 8 7 6 5 4 3 2