



دولة فلسطين  
رَأَى الْأَبْنَاءُ الْعَرَبُ الْعَجَلْبُرَّ الْعَالِيَّ

# بطاقات التعلم الذاتي في اللغة الانجليزية

## الصف السادس الأساسي

### الفصل الدراسي الأول

إعداد

لجنة مبحث اللغة الإنجليزية

قسم الإشراف التربوي - مديرية التربية والتعليم الوسطى

إشراف عام

الإدارة العامة للإشراف والتأهيل التربوي

غزة 2020م

## فريق الإعداد

أ. مصطفى عبدالجليل أبوعطوان	مشرف تربوي - الوسطى
د. تغريد صبحي نجم	مشرف تربوي - الوسطى
أ. أمل محمد أبو شرار	مشرف تربوي - الوسطى
أ. نهى رشيد	معلم - الوسطى
أ. سهام محمد شاهين	معلم - الوسطى
أ. أسماء أحمد الكرد	معلم - الوسطى
أ. عبدالرحيم نصر الصالحي	معلم - الوسطى

## إشراف ومتابعة مديرية التربية والتعليم- الوسطى

أ. كمال أبو شملة	أ. الاسم ثلاثياً
رئيس قسم الإشراف	الصفة الوظيفية

يمثل إغلاق المدارس في جميع أنحاء العالم نتيجة لجائحة COVID-19 خطراً غير مسبوق على تعليم الأطفال وحمايتهم وعافيتهم، ولا يقتصر الأثر السلبي لإغلاق المدارس على تدني مستويات تحصيل الطلبة، بل يتعدى ذلك إلى الأضرار النفسية والسلوكية والصحية والاجتماعية نتيجة غياب دور المدرسة كمؤسسة تربية. وقد تسبب إغلاق المدارس بتكلفة اجتماعية واقتصادية باهظة؛ وبالعديد من الآثار التربوية السلبية، حيث أشارت اليونسكو في تقريرها الصادر في ابريل 2019 أن إغلاق المدارس والمؤسسات التعليمية تسبب بحرمان الأطفال والشباب من فرص النمو والتطور، حيث يحظى الأطفال بفرص تعليمية أقل خارج المدرسة؛ ولا سيما بالنسبة إلى الأهل محدودي التعليم والموارد.

إن اعتماد برامج التعليم عن بُعد بكافة أشكالها يُسهم في تخفيف الأضرار التربوية الناجمة عن إغلاق المؤسسات التعليمية؛ غير أن أشكال التعليم عن بُعد التي يتم استخدامها يجب أن تتسجم مع خصائص المرحلة العمرية للمتعلمين وإمكاناتهم، كما ينبغي أن تُساعد المتعلمين بشكل أفضل على اكتساب المفاهيم وإتقان المهارات العلمية والحياتية المختلفة.

ومن هذا المنطلق نبعت فكرة تقديم بطاقات التعلم الذاتي للأطفال في المرحلة الأساسية من الأول حتى التاسع الأساسي؛ والتي ركزت على تقديم المفاهيم والمهارات الأساسية الخاصة بكل صف أو مبحث بأسلوب مُبسّط يساعد الأطفال على اكتسابها، حيث تضمنت كل بطاقة مجموعة من الإرشادات الخاصة بالطالب وولي أمره؛ بالإضافة إلى تقديم المفهوم/المهارة بطريقة سهلة وبسيطة مُدعمة بالأمثلة والتدريبات بما يساعد المتعلم على اكتساب المفهوم وإتقان المهارة ذاتياً.

والله ولي التوفيق،،،

د. محمود أمين مطر

مدير عام الإشراف والتأهيل التربوي

رقم الصفحة	الموضوع	رقم الوحدة
19-7	الوحدة الأولى	1
23-20	الاجابات النموذجية للوحدة الاولى	
25 -24	اختبار للوحدة الاولى	
38 - 26	الوحدة الثانية	2
42 -39	الاجابات النموذجية للوحدة الثانية	
44 - 43	اختبار للوحدة الثانية	
59 - 45	الوحدة الثالثة	3
65 - 60	الاجابات النموذجية للوحدة الثالثة	
68 - 66	اختبار للوحدة الثالثة	
81-69	الوحدة الرابعة	4
85-82	الاجابات النموذجية للوحدة الرابعة	
88-86	اختبار للوحدة الرابعة	
103-89	الوحدة السادسة	6
106-104	الاجابات النموذجية للوحدة السادسة	
110-107	اختبار للوحدة السادسة	
114-110	الوحدة السابعة	7
118-115	اختبار اللغة الانجليزية للوحدة السابعة	
126-120	الوحدة الثامنة	8
131-127	اختبار اللغة الانجليزية للوحدة الثامنة	

## ما هي بطاقات التعلم الذاتي؟

مجموعة من البطاقات المرافقة للكتاب المدرسي؛ والداعمة لتعلم طلبة الصفوف من الأول حتى التاسع الأساسي في المباحث المختلفة، ويركز محتوى تلك البطاقات على المفاهيم والمهارات الأساسية في كل مبحث، بحيث يتم عرض المفهوم أو المهارة مع بعض الأمثلة المُعينة والتوضيحية؛ وتدريباً للتقويم الذاتي، كما تتضمن البطاقة مجموعة من الإرشادات ذات العلاقة بتعلم المهارة؛ وروابط لمحتوى رقمي مُساند (فيديو تعليمي، مقطع صوتي، لعبة تربوية...).

## نصائح وإرشادات

### عزيزي ولي الأمر:

التعلم الذاتي مسؤولية شخصية لدى الفرد؛ غير أن الأطفال يحتاجون دعماً وإشرافاً مباشراً من أمهاتهم وآبائهم ليتمكنوا من التعلم الذاتي بشكل فاعل ومنظم، ولتحقيق هذا الدعم بالشكل المطلوب؛ إليك بعض النصائح والإرشادات:

- تذكر أن التعليم لا يقتصر فقط على الذهاب إلى المدرسة، فهناك الكثير من الأشياء يتعلمها الأطفال خارج المدرسة.
- تذكر أن لكل فرد شخصيته وطبيعته الخاصة، وليس بالضرورة أن تتجح الطريقة التي استخدمها صديقك في التعامل مع طفله، للتعامل مع طفلك أنت.
- لا تحاول التقليل من شأن وقيمة التعلم الذاتي أو جدواه أمام ابنك؛ وتحدث معه عن مسؤوليته عن تعلمه في ظل تعطل الدوام المدرسي.
- عزز كل تقدم يحرزه الطفل؛ وارفح من معنوياته بعبارات الثناء والتشجيع أمام الآخرين، مع مراعاة الثناء عليه بحكمة من غير إفراط أو تفريط.
- ابتعد عن مقارنة طفلك بأقرانه حتى لا تؤثر سلباً على نفسيته وإشعاره بالإحباط.
- عوّد الطفل على تحمل المسؤولية والاهتمام بنفسه كحل الواجبات والقدرة على اتخاذ القرار بنفسه.
- اغلق الفيسبوك وأي وسيلة تواصل اجتماعي أخرى؛ حتى يصبح بإمكانك التركيز على ما يتعلمه طفلك.
- خصّص وقتاً ثابتاً لتعلم طفلك كل يوم؛ ولا تكلفه بأي نشاط آخر في وقت التعلم.
- اختر الوقت الذي يناسب طفلك ولا يتعارض مع أي نشاط آخر يرغب الطفل بالقيام به (مشاهدة طفلك حلقة كرتون يحبها على التلفاز، وقت النوم ..) وذلك حتى لا يتشتت ذهن الطفل بالتفكير في هذه الأنشطة.

- ابتعد عن العنف والعصبية والصراخ أثناء متابعتك لدروس طفلك، لأن ذلك يعمل على هدر طاقته؛ وتشويش تفكيره؛ وتشتيت تركيزه.
- أعط الطفل فرصة الحل الفردي للتعرف على إمكاناته وتعزيز نقاط القوة ومعرفة نقاط الضعف.
- فرغ نفسك في أوقات تعلم طفلك؛ وتخلص من التفكير في أي مسؤوليات أخرى.
- تأكد من دافعية طفلك ناحية ما سيتم تعلّمه؛ لأنّ هذا ما سوف يساعده في الاستمرارية والتعلّم.
- تأكد من حالة طفلك البدنية والنفسية مثلاً: حصوله على قدر جيد من النوم، لا يشعر بالجوع؛ حتى تضمن عدم تفكيره في هذه الأشياء أثناء تتعلّم.

## آليات التعامل مع بطاقات التعلم الذاتي:

### عزيزي ولي الأمر:

- هناك مجموعة من الأمور التي ننصح القيام بها قبل وأثناء وبعد تنفيذ جلسات التعلم الخاصة ببطاقات التعلم، وهذه الأمور تتلخص فيما يلي:
- خصص مكاناً هادئاً جيد التهوية؛ وبعيد عن الضوضاء، وحدد ركناً مناسباً في المكان لوضع الكتب ومواد التعلم بما يضمن عدم مقاطعة باقي أفراد الأسرة لجلسة التعلم.
  - تأكد من وجود القرطاسية المناسبة (قلم، ممحاة، مسطرة، كراسية جانبية، مواد مناسبة للمادة ...)
  - اقرأ الإرشادات والنصائح المدرجة في كل بطاقة؛ وحاول الالتزام بها ما أمكن.
  - أخبر الطفل باسم المادة ورقم البطاقة التي ستناقشها معه، واسأله عن الدرس الذي تنتمي له البطاقة.
  - حدد للطفل المدة الزمنية المتوقعة لإنجاز البطاقة، ويفضل أن تتراوح المدة بين (15 - 20) دقيقة.
  - اجعل من التعلم عملية ممتعة خالية من الإجهاد؛ واطلب منه الرسم أو الغناء أثناء التعلم.
  - لا تقم بالمهام بدلاً عن الطفل إذا شعر بالتعب؛ بل امنحه وقتاً للراحة؛ ثم حفزه على الرجوع للبطاقة.
  - احرص على ربط التعلم بأمتلئة من الحياة اليومية للطفل.
  - علّم الطفل كيف يفكر من خلال طرح الأسئلة عليه ومناقشته في إجاباته.
  - استعن بالكتاب المدرسي لتعميق فهم الطفل لمحتوى المفهوم/المهارة التي تتضمنها البطاقة.
  - ساعد طفلك على حل تدريبات مشابهة لتلك الواردة في بطاقات التعلم الذاتي.
  - تعامل مع أخطاء الطفل بهدوء؛ ولا تترك الخطأ بدون تصحيح.
  - أعط الطفل وقتاً مناسباً للراحة.
  - لا تناقش مع الطفل أكثر من بطاقة في الجلسة الواحدة.
  - أشعر الطفل بأهمية العمل الذي قام به واحتفل معه بإنجازه.



### إرشادات للتعامل مع رمز QR

- تم إضافة رموز تفاعلية بجانب الروابط المحددة، ولمشاهدة الفيديو المرتبط بالرمز عليك بما يلي:
1. تنزيل أي برنامج من المتجر لقراءة رمز QR، وبإمكانك البحث عنه بالصيغة التالية في المتجر (قارئ رمز QR).
  2. عند دخولك للمتجر والبحث عن التطبيق ستجد الكثير من التطبيقات التي تدعم الفكرة، قم بتحميل أي تطبيق من التطبيقات.
  3. الخطوات السابقة ستقوم بعملها مرة واحدة، وهي المرة الأولى فقط لتنزيل التطبيق.
  4. بعد تنزيل التطبيق قم بتشغيل التطبيق، وتوجيه الكاميرا الموجودة داخل التطبيق نحو الرمز المحدد، ثم انقر على كلمة فتح الموقع (المتصفح)، لتشاهد الفيديو المرتبط بالرمز.













ملاحظة: بعض الهواتف الذكية الحديثة موجود بها (قارئ QR) بشكل تلقائي.

1. أن يقرأ الطالب الدرس قراءة صحيحة.  
2. أن يتعرف على أين ذهب عمر.

## الأهداف

## تلخيص المحتوى:

يتضمن شروحات بسيطة / أو خرائط مفاهيمية / أو أشكال توضيحية / أو قواعد وقوانين:

					
<b>Crash</b> يصطدم	<b>Call</b> ينادي	<b>Bang</b> يصطدم	<b>Back</b> عودة	<b>Awful</b> فظيع	<b>Accident</b> حادثة
					
<b>Tired</b> تعبان	<b>summer camp</b> مخيم صيفي	<b>Still</b> يبقي	<b>Stairs</b> سلم / درج	<b>Miss</b> يشتاق	<b>Fall</b> يسقط

الأنشطة والتدريبات:

## نشاط (1)

**Complete the following sentences :**

( tired / miss / back / fell )

1. I ..... my father .
2. Ali ..... down the tree .
3. Tala is ill and ..... .
4. My teacher came ..... to school .



**Think and choose :**

1. We use it to go up high . It is the..... ( stairs / door )
2. Something very bad .It is an ..... ( party / accident )
3. It is a holiday in the summer time . It is a..... ( summer camp / visit)

**Unit 1 Period 1 – MY summer holiday**

**بطاقة رقم (2)**

**\*\*بطاقة رقم (2) (Reading)**

**الاهداف :-**

1. ان يتعرف الطالب على Ben and Amy .
2. ان يتعرف الطالب أين ذهب Ben And Amy .
3. أن يتعرف الطالب ماذا حدث مع Ben and Amy .



❖ هنا رابط فيديو لشرح الصور الاربعة الموجودة في الكتاب صفحة 4

<https://youtu.be/aeRjG72pylQ>

- ❖ Amy and Ben had → a summer camp .
- ❖ لقد كان Ben and Amy في مخيم صيفي .
- ❖ They came back to → Palestine .
- ❖ قام Ben and Amy بزيارة فلسطين .
- ❖ Amy missed → Rania .
- ❖ شعرت Amy بالاشتياق تجاه Rania .
- ❖ Amy had → an accident .
- ❖ تعرضت Amy لحادثة .



☒ Complete the sentences :

( back - summer camp - accident - crashed - called - awful )

- 1- Last summer , Amy had an \_\_\_\_\_ .
- 2- She fell down and \_\_\_\_\_ into the flowers .
- 3- Rania missed Amy at \_\_\_\_\_
- 4- Amy and Ben came \_\_\_\_\_ to Palestine .
- 5- Amy`s friend \_\_\_\_\_ a teacher .
- 6- Omar said , " How \_\_\_\_\_ " !

☺☺GOOD LUCK☺☺

Unit 1 Period 1 – MY summer holiday

بطاقة رقم (3)

Unit 1 /Period 1

MY summer holiday

\*\*بطاقة رقم (3) (Reading)

الاهداف :-

1. أن يقرأ الطالب الدرس قراءة صحيحة .

2. أن يتعرف على Ben and Amy



هنا رابط فيديو لشرح الفقرات الاربعة الموجودة في الكتاب صفحة 4

<https://youtu.be/8XrQUoM00I0>

Amy and Ben visited	Palestine
Amy and Ben went to	summer camp
Amy and Ben had a	nice time
Amy missed	Rania
Amy broke her	Arm



**Read the passage then answer the questions below :**

Amy and Ben came back to Palestine . Rania missed Amy at summer camp. Amy had a nice time at summer camp . But she fell down and broke her arm .

**A- Put ( / ) or ( X ) :**

- 1- Amy and Ben came back to Palestine . ( )
- 2- Rania missed Amy at winter camp . ( )
- 3- Amy didn't have a nice time at summer camp. ( )

**B- Choose the correct answer :**

- 1- Amy and Ben came back to ..... . ( England - Palestine )
- 2- Amy had a ..... time at summer camp . ( nice - boring )
- 3- She fell down and broke her ..... . ( leg - arm ) .

**C- Find out :**

- 1- The meaning of **amazing** : \_\_\_\_\_
- 2- The opposite of **rose up** : \_\_\_\_\_
- 3- A season : \_\_\_\_\_
- 4- A word that rhymes with **mice** : \_\_\_\_\_
- 5- The pronoun **she** refers to : \_\_\_\_\_

😊😊GOOD LUCK😊😊

**\*\*بطاقة رقم (4) (Reading)****الاهداف :-**

- 1- أن يقرأ الطالب الدرس قراءة صحيحة .
- 2- أن يتعرف كيف تعرضت Amy للحادثة .
- 3- أن يجيب عن أسئلة الفقرة .




هنا رابط فيديو لشرح صفحة 5 من الكتاب

<https://youtu.be/3xc7vPVpx4o>

❖ Amy's accident :

- \*Amy was **tired** . كانت Amy تشعر بالتعب
- \*She **climbed** the **stairs** of the tree house . و تسلقت السلم على الشجرة
- \*She **fell** down the tree . وقعت Amy عن الشجرة .
- \*She **crashed into** the flowers. اصطدمت Amy بالزهور .
- \*She **broke** her **arm** . لقد انكسر ذراع Amy
- \*She went to the **hospital** . ذهبت Amy الى المستشفى .



Read the passage then answer the questions below :\*

Amy and Ben played all day . Amy was very tired . She climbed up the stairs of the tree house and fell back down . Then she crashed into the flowers . She banged her head and arm .

A- Put (/) or (X) :

- 1- Amy and Ben played all day . ( )
- 2- Amy climbed up the stairs of the building . ( )
- 3- She banged her head only . ( )

B- Choose the correct answer :

- 1- Amy was very ..... . ( tired – well )
- 2- She..... into the flowers . ( walked - crashed )
- 3- ..... banged her head and arm . ( Amy – Ben )

C- Find out :

- 1- The meaning of **crashed** : \_\_\_\_\_
- 2- The opposite of **well** : \_\_\_\_\_
- 3- A part of body : \_\_\_\_\_
- 4- A word that rhymes with **mouse** : \_\_\_\_\_
- 5- The pronoun **she** refers to : \_\_\_\_\_

😊😊GOOD LUCK😊😊

**\*\*بطاقة رقم (5) (Reading)****الاهداف :-**

1. أن يقرأ الطالب الدرس قراءة صحيحة .
2. أن يعرف الطالب من ساعد Amy .
3. أن يعرف الطالب ماذا حدث ل Amy بعد الحادثة .

هنا رابط لشرح صفحة 6 من الكتاب

[https://youtu.be/hBwAt8a\\_mOQ](https://youtu.be/hBwAt8a_mOQ)



Amy's friend **called** the → teacher . ( استدعي أصدقاء Amy المعلمة . )

Amy went to the → **hospital** . ( ذهبت Amy الي المستشفى . )

Amy broke her → **arm** . ( كسرت Amy ذراعها . )

Her friends **wrote** their **names** on her → arm .

( كتب أصدقاء Amy أسماءهم علي ذراعها )

Amy **still** had a → **nice** time . ( مازالت Amy تقضي وقتا ممتعا . )



**Read the passage then answer the questions below :**

Amy told Rania about an accident happened to her . Amy`s friend called a teacher and Amy went to the hospital . However , she still had a good time at summer camp . She played lots of sports with her friends and they went swimming every day . Her friends wrote their names on her arm .

**A-Put (/) or (X) :**

- 1- Amy told Rania about an accident that happened to Ben . ( )
- 2- Amy`s friend called a teacher . ( )
- 3- Amy went to the market . ( )
- 4- However , she still had a good time at summer camp . ( )

**B- Choose the correct answer :**

- 1- She played lots of sports with her.....( relatives- friends) .
  - 2- They ..... swimming everyday ( didn`t go - went) .
  - 3- Her friends wrote their..... on her arm. (names – emails)
  - 4- Have you ever had an accident ?
- .....

**C- Find out :**

- 1- The meaning of **nice** : -----
- 2- The opposite of **little of** : -----
- 3- A place : -----
- 4- The word **lent** rhymes with : -----
- 5- The pronoun **they** refers to : -----

**Unit 1 Period 4 – MY summer holiday**

**بطاقة رقم (6)**

**بطاقة رقم (6) : Past Simple (الماضي البسيط)**

**الأهداف:**

1. أن يتعرف الطالب متى يستخدم الفعل الماضي البسيط .
2. أن يتعرف الطالب على صيغة الفعل الماضي .

3. أن يتعرف الطالب علي تصريفات الافعال المنتظمة و الشاذة ( regular & irregular verbs )

4. أن يتعرف الطالب على الكلمات الدالة علي الماضي البسيط .



[هنا رابط فيديو شرح صفحة 7 من الكتاب شرح الماضي البسيط .](https://youtu.be/wO4yi5D3yrM)

<https://youtu.be/wO4yi5D3yrM>

- ❖ *Last week , Ali **played** football .*
- ❖ *Yesterday , My sister **went** to school .*

- نستخدم الماضي البسيط للتعبير عن شيء انتهى .
- للتحدث عن الماضي نضع الفعل في التصريف الثاني للفعل .

#### ❖ افعال الماضي البسيط شكلين :

1. أفعال منتظمة ونضع في نهايتها (ed)
2. الافعال الشاذة لا تأخذ (ed) والتي سوف نضعها في جدول للحفظ

#### ❖ الكلمات الدالة على الماضي البسيط :

(last , yesterday , ago )

\*\*جدول الافعال المنتظمة.

present	Past
crash	Crashed
Play	Played
climb	Climbed
bang	Banged
miss	Missed

\*\*جدول الأفعال الشاذة الغير منتظمة .

Present	Past
Go	Went
Say	Said
Fall	Fell
Break	Broke
Come	Came
does / do	Did
has / have	Had
Swim	Swam
Get	Got



### 1. Choose the correct answer :

- 1- I..... to bed early last night . ( go – went )
- 2- Last summer , Amy..... Rania . ( miss – missed )
- 3- Yesterday , we..... basketball all day . ( play - played )
- 4- My family .....in the sea last July . ( swim – swam )
- 5- Dad..... tired after a hard work yesterday . ( get – got )
- 6- The boy..... down the tree yesterday . ( fell – fall )
- 7- Last summer, Ali ..... Jerusalem. ( visit – visited )

### 2. Correct the verbs :

Last summer ,

- 1- Amy and Ben ( **go** ) to a summer camp . (.....)
- 2- Amy ( **have** ) an accident . (.....)
- 3- She ( **fall** ) down into the flowers . (.....)
- 4- She ( **break** ) her arm . (.....)
- 5- She ( **bang** ) her head and arm . (.....)
- 6- Amy and Ben still ( **have** ) a great time . (.....)

Unit 1 Period 5 – MY summer holiday

بطاقة رقم (7)

Unit ( 1 ) Period ( 5 )

My summer holiday

(Making Question) (7) بطاقة رقم

الأهداف :-

1. أن يتعرف الطالب علي كيفية تكوين السؤال في زمن الماضي البسيط .
2. أن يتعرف الطالب علي كيفية تكوين الجملة في زمن الماضي البسيط .
3. أن يكون الطالب سؤال في زمن الماضي البسيط .
4. أن يرتب الطالب الجملة و السؤال باستخدام زمن الماضي البسيط .

هنا رابط فيدي ولشرح صفحة 8 من الكتاب كيفية تكوين السؤال والجمل في زمن الماضي البسيط



<https://youtu.be/PodBcQ-sGe4>

❖ خطوات تكوين السؤال في زمن الماضي البسيط :

- (1) WH question word ← أداة السؤال (what, when , why ,who ,how)
- (2) Helping verb ← الفعل المساعد ( did )
- (3) Subject ← الفاعل ( I , you , they , we , she , he , it ) أو الاسم
- (4) Main verb ← الفعل الاساسي المضارع
- (5) تكلمة الجملة
- (6) Question mark ← علامة السؤال ؟

Where	did	Rania	Go	in summer	?
-------	-----	-------	----	-----------	---

❖ خطوات تكوين الجملة :

1. Subject ← الفاعل ( I , you , they , we , she , he , it ) أو الاسم
2. Main verb ← الفعل الاساسي الماضي التصريف الثاني
3. Complement ← تكلمة الجملة
4. Full stop ← النقطة .

Amy	broke	her arm	in the camp	.
-----	-------	---------	-------------	---

**Example:** *Where did Ali go ? → Ali went to school .*

**Think and write the correct questions and answers :**

1- did - you - where - go?

a. to - I - went - to - the zoo .

2- did - you - go - with ? - who

b. with \_ I \_ went \_ my friends .

3- did - you - go ? - when

c. there \_ I \_ went \_ in\_ October

4- did - you - see ? - what

c. saw - lots of - we - animals .

😊😊GOOD LUCK😊😊

## UNIT ( 1 ) / Period ( 7 )

## My summer holiday

بطاقة رقم (8) (punctuation marks) علامات الترقيم

الأهداف :

1. أن يتدرب علي كتابة الجملة كتابة صحيحة .
2. أن يستخدم النقطة ( full stop ) في نهاية الجملة .
3. أن يكتب بداية الجملة بالحروف الكبيرة ( capital letter ) .



هنا رابط فيديو لشرح صفحة 10 من الكتاب وكيفية استخدام علامات الترقيم .

<https://youtu.be/-62Wxm7HqNc>

\*\* نستخدم علامات الترقيم punctuation marks في الجملة حتي يسهل فهم معنى الجملة .

❖ أشكال علامات الترقيم :

1. Capital letter ( الحرف الكبير ) ← نستخدم الحروف الكبيرة في بداية الجملة وفي الأسماء .
2. Full stop ( النقطة ) ← نستخدم النقطة في نهاية الجملة .

Ex. ali was happy ( × )

Ali was happy . ( √ )

❖ Think and write the sentences correctly using the past simple :

\* Last summer .....

1- ben and amy play all day

\_\_\_\_\_

2- amy is very tired

\_\_\_\_\_

3- then amy have an accident

\_\_\_\_\_

4- amy fall down the stairs and break her arm

\_\_\_\_\_

5- her friend call a teacher

\_\_\_\_\_

6- amy went to hospital

\_\_\_\_\_

❖ Look at the picture and write sentences :



☺☺GOOD LUCK☺☺

**\* Think and Choose :**

1- miss

2- fell

3- tired

4- back

**\* Think and choose :**

**نشاط 2 :**

1- stairs

2- accident

3- summer camp

**\* Complete the sentences :**

**بطاقة (2):**

1- accident

2- crashed

3- summer camp

4- back

5- called

6- awful

**\* Read the passage then answer the questions below :**

**بطاقة ( 3 ) ( Reading ) :**

**A- Put ( / ) or ( X ) :**

1- ( / )

2- ( X )

3- ( X )

**B- Choose the correct answer:**

1- Palestine

2- nice

3- arm

**C- Find out :**

- 1- nice
- 2- fell down
- 3- summer
- 4- nice
- 5- Amy

**\* Read the passage then answer the questions below : بطاقة (4) (Reading) :**

**A- Put (/) or (X) :**

- 1- ( / )
- 2- ( X )
- 3- ( X )

**B- Choose the correct answer :**

- 1- tired
- 2- crashed
- 3- Amy

**C- Find out :**

- 1- banged
- 2- tired
- 3- head / arm
- 4- house
- 5- Amy

**\* Read the passage then answer the questions below : بطاقة (5) (Reading) :**

**A-Put (/) or (X) :**

- 1- ( X )
- 2- ( / )
- 3- ( X )
- 4- ( / )

**B- Choose the correct answer :**

- 1- friends
- 2- went
- 3- names
- 4- Yes , I have . / No , I haven't .

**C- Find out :**

- 1- good
- 2- lots of
- 3- arm \* hospital
- 4- went
- 5- Amy's friends

**\*Choose the correct answer :**

**بطاقة ( 6 ) : نشاط ( 1 ) :**

- 1- went
- 2- missed
- 3- played
- 4- swam
- 5- got
- 6- fell
- 7- visited

**: ( 2 ) نشاط**

**\* Correct the verbs:**

Last summer , .....

- 1- went
- 2- had
- 3- fell
- 4- broke
- 5- banged
- 6- had

**\* Think and write the correct questions and answers :** **بطاقة (7) :**

- 1- Where did you go ? a. I went to the zoo .  
2- Who did you go with ? b. I went with my friends .  
3- When did you go ? c. I went in October .  
4- What did you do ? d. We saw lots of animals .

**\* Think and write the sentences correctly :** **بطاقة ( 8 ) :**

- \* Last summer .....
- 1- Ben and Amy played all day .  
2- Amy was very tired .  
3- Then Amy had an accident .  
4- Amy fell down the stairs and broke her arm .  
5- Her friend called a teacher .  
6- Amy went to hospital .

### **Model Exam for Unit ( 1 )**

#### **A- Speaking**

**1- What would you say in the following situations?**

- 1- When someone comes back from another country :  
a- Welcome back    b- Hello    c- Goodbye
- 2- When something terrible happened to your friend :  
a- Excellent    b- How awful    c- Amazing
- 3- When your friend feels well after an accident happened to her :  
a- Bye    b- Hello    c- thank goodness



## B- Reading

### 2- Read the passage then answer the questions below :

Amy and Ben came back to Palestine. Rania missed Amy at summer camp. Amy had a nice time at summer camp. Then she fell down and broke her arm.

#### A- Put (/) or (X) :

- 1- Amy and Ben came back to Palestine . ( )
- 2- Rania missed Amy at winter camp . ( )
- 3- Amy didn't have a nice time at summer camp . ( )

#### B- Choose the correct answer :

- 1- Amy and Ben came back to ( England – Palestine ) .
- 2- Amy had a ( nice - boring ) time at summer camp .
- 3- She fell down and broke her ( leg - arm ) .

#### C- Find out :

- 1- The meaning of amazing : \_\_\_\_\_
- 2- The opposite of rose up : \_\_\_\_\_
- 3- A season : \_\_\_\_\_
- 4- A word that rhymes with mice : \_\_\_\_\_
- 5- The pronoun she refers to : \_\_\_\_\_

#### 3- Read and complete the sentences :

( back - summer camp - accident - crashed - called - awful )

- 1- Last summer , Amy had an \_\_\_\_\_ .
- 2- She fell down and \_\_\_\_\_ into the flowers .
- 3- Rania missed Amy at \_\_\_\_\_ .
- 4- Amy and Ben came \_\_\_\_\_ to Palestine .
- 5- Amy's friend \_\_\_\_\_ a teacher .
- 6- Omar said , " How \_\_\_\_\_ ! "

**C-Vocabulary and Structure**

**4- Correct the verbs :**

Last summer , .....

- 1- Amy and Ben \_\_\_\_\_ ( go ) to a summer camp .
- 2- Amy \_\_\_\_\_ ( have ) an accident .
- 3- She \_\_\_\_\_ ( fall ) down and \_\_\_\_\_ ( crash ) into the flowers .
- 4- She \_\_\_\_\_ ( break ) her arm .

**5- Think and write the sentences correctly :**

\* Last summer .....

- 1- ben and amy play all day \_\_\_\_\_
- 2- amy is very tired \_\_\_\_\_

**6-Ra- arrange the following:**

1. did you do ? What

---

2. in the sea we swam

---

***Good Luck***







Unit 2 / Period 1- Good friends(بطاقة رقم 1) (Vocabulary)الأهداف :

1. أن يتعرف الطالب علي معاني الكلمات الجديدة .
2. أن يستخدم الطالب الكلمات الجديدة في جمل .

هنا رابط فيديو لشرح الكلمات والعنوان صفحة 12 في الكتاب .

<https://youtu.be/w1PBaZAENM>



				
<b>Cry</b> يبكي	<b>but</b> لكن	<b>Argue</b> يتشاجر / يجادل	<b>problem</b> مشكلة	<b>Anyone</b> أي شخص
				
<b>Lend</b> يقرض	<b>invite</b> يدعو	<b>go away</b> انصرف / اذهب	<b>Quiz</b> اختبار قصير	<b>give back</b> يعيد
				
	<b>understand</b> يفهم	<b>someone</b> شخص ما	<b>Share</b> يشارك	

**\*Complete the sentences :**

( invited – go away – someone – understand – but – anyone )

- 1- Is there ..... here ?
- 2- Yes , I can hear ..... is talking .
- 3- I visited Ramallah , ..... I couldn't visit Jerusalem .
- 4- Soha ..... her friends to a birthday party .
- 5- I don't ..... you . Can you repeat again , please ?
- 6- Bilal said to Ben , " ..... ! "

**\* Fill in the spaces :**

( problem – gave back – lent – crying – share - arguing - quiz )

- 1- Fatima ..... Rania's favorite book .
- 2- Rania doesn't like ..... with anyone .
- 3- We should ..... things with others .
- 4- Rania was ..... She had a .....
- 5- I like doing a ..... about friends .
- 6- My sister ..... me her new dress .

😊😊GOOD LUCK😊😊

**Unit 2 Period 1 – Good Friends**

**بطاقة رقم (2)**

**Unit 2 /Period 1**

Good friends

1. أن يفرا الطالب الدرس قراءة صحيحة .

2. أن يعرف الطالب ماذا حدث مع Rania .

هنا رابط فيديو لشرح الصور الاربعة الموجودة في الكتاب صفحة 12

[https://youtu.be/6H\\_C74nmWW0](https://youtu.be/6H_C74nmWW0)



❖ Rania was **crying** .

\* كانت Rania تبكي

❖ Rania and Fatima are **friends** .

\* إن Rania و Fatima أصدقاء

❖ Rania **lent** Fatima a **book** .

\* أقرضت Rania كتابها ل Fatima

❖ Fatima **left** the book at **home** .

\* نسيت Fatima الكتاب في البيت

❖ Finally Fatima **gave back** Rania's book .

\* أعادت Fatima الكتاب ل Rania



Rania was crying. She had a problem. Rania needed her book but Fatima left it at home.

\* Read the passage then answer the questions below :

Rania was crying because she had a problem . She lent Fatima her favorite book , but Fatima left it at home . She needed it . Then , Fatima gave back Rania's favorite book . Rania and Fatima were friends again.

A- Put (/) or (X) :

- 1- Rania was crying because she had a problem . ( )
- 2- She lent Amy her favourite book . ( )
- 3- Rania and Fatima were not friends again . ( )

**B- Choose the correct answer :**

- 1- Fatima ( left - brought ) Rania's favorite book at home .
- 2- ( Fatima - Rania ) needed the book .
- 3- Fatima gave back Rania's ( favourite - boring ) book .

**C- Find out :**

- 1- The meaning of **wanted** : .....
- 2- The opposite of **borrowed** X .....
- 3- Name : .....
- 4- The word **sent** rhymes with : .....
- 5- The pronoun **She** refers to : .....

😊😊GOOD LUCK😊😊

**Unit 2 Period 1 – Good Friends**

**بطاقة رقم (3)**

**Unit ( 2 ) Period ( 1 )**

**Good friends**

**\*\*بطاقة رقم (3) (Reading)**

**الاهداف :-**

1. أن يقرأ الطالب الدرس قراءة صحيحة .
2. أن يعرف الطالب ماذا حدث مع Ben and Bilal .

❖ Ben was **sad**.

\* كان Ben حزينا

❖ Bilal said to him , **go away** you aren't my friend .

\* قال Bilal ل Ben انت ليس صديقي

❖ Omar made them **friends** again .

\* أصلح Omar بينهم .



**\*Read the passage then answer the questions below :**

Ben was very sad . Bilal said to him 'Go away ! You're not my friend' . Omar said ' We can find someone nice to play with " .

**A- Put (/) or (X) :**

- 1- Ben was very sad . ( )
- 2- Bilal said to him , " Come on " . ( )
- 3- Omar said ' We can find someone nice to play with " . ( )

**B- Choose the correct answer :**

- 1- Ben was very ..... . ( happy - sad ) .
- 2- Bilal said to Ben You're not my..... . ( friend - brother )
- 3- Omar said , " We can ..... someone nice to play with ." ( lose - find )

**C- Find out :**

- 1- The meaning of **great** : .....
- 2- The opposite of **lose** X .....

3- Past simple verb : .....

4- The word mad rhymes with : .....

5- The pronoun him refers to : .....

😊😊GOOD LUCK😊😊



Unit ( 2 ) Period ( 1 )Good friends**\*\*بطاقة رقم 4 (Reading)****الاهداف :-**

1. أن يقرأ الطالب الدرس قراءة صحيحة .
2. أن يتعرف الطالب كيف تأسف Bilal ل Ben .

❖ Ben and Omar **played** basketball .

\* لعب Omar و Ben كرة السلة

❖ Omar **invited** Bilal to play .

دعا Omar Bilal ليلعب

❖ Bilal said, " I'm **sorry** , Ben ."

اعتذر Bilal ل Ben



Ben and Omar wanted to play basketball.  
Omar saw Bilal. He invited Bilal to play. Ben

**Read the passage then answer the questions below :**

Ben and Omar wanted to play basketball . Ben said to Omar , " Come on , Omar . Let's play basketball . " Omar saw Bilal and said , " Hey Ben , let's ask Bilal . " He invited Bilal to play . Bilal said to Ben , " I'm sorry Ben . " Ben and Bilal were friends again .

**A- Put ( / ) or ( X ) :**

- 1- Ben and Omar wanted to play football . ( )
- 2- Ben said to Omar , " Go away, Omar . " ( )
- 3- Ben and Bilal were friends again . ( )

**B- Choose the correct answer :**

- 1- Ben said to Omar , " Let's play ( football - basketball ) . "
- 2- ( Ben - Omar ) invited Bilal to play basketball .
- 3- Bilal said to Ben , " I'm ( sorry - beautiful ) , Ben . "

**C- Find out :**

- 1- The opposite of **Go away** : .....
- 2- A sport : .....
- 3- Past simple verb : .....
- 4- The word **stay** rhymes with : .....
- 5- The pronoun **He** refers to : .....

😊😊GOOD LUCK😊😊

**Unit 2 Period 1 – Good Friends**

بطاقة رقم (5)

**Unit ( 2 ) Period ( 1 )**

**Good friends**

**\*\*بطاقة رقم 5 (Reading)**

**الاهداف :-**

1. أن يقرأ الطالب الدرس صفحة 12 قراءة صحيحة .
2. أن يجيب الطالب عن الأسئلة .

**هنا رابط فيديو لشرح الفقرات الاربعة فى الكتاب صفحة 12.**

**<https://youtu.be/SIMVyGWASmw>**



1. Rania → **sad** .
2. Rania had a → **problem** .
3. Rania **lent** → Fatima a book .
4. Fatima **left** the book at → home .
5. Fatima **gave back** the → book .
6. Amy did → a **quiz** a bout friends .
7. Ben was → **sad** .
8. Bilal told him to → **go away** .
9. Omar **invited** Bilal and Ben to → **play** .

**2 Listen and answer the questions.** 🎧

I like sharing my books with someone but I want them back. I don't like arguing with anyone.

1 Rania, what happened? I don't understand why you are crying.

I have a problem. I lent Fatima my favourite book, but she left it at home. I need it.

2 Sorry, Rania. I will give back your book.

Let's go home and do this quiz about friends!

Rania was crying. She had a problem. Rania needed her book but Fatima left it at home.

Fatima gave back Rania's favourite book. Rania and Fatima were friends again.

3 Ben, don't be sad.

Why doesn't Bilal like playing with me?

4 Come on Omar. Let's play basketball.

Hey Ben, let's ask Bilal.

I'm sorry Ben.

Ben was very sad. Bilal said to Ben 'Go away! You're not my friend'. Omar said 'We can find someone nice to play with.'

Ben and Omar wanted to play basketball. Omar saw Bilal. He invited Bilal to play. Ben and Bilal were friends again.

7. كان ( بن ) يشعر بالحزن .
8. لقد أخبره بلال بان يذهب بعيدا .
9. دعا ( عمر ) الأصدقاء ( بلال ) و ( بن ) ليلعبوا .

1. شعرت رانيا بالحزن .
2. لدى رانيا مشكلة .
3. أقرضت رانيا كتابها لفاطمة .
4. فاطمة نسيت الكتاب في المنزل .
5. أعادت فاطمة الكتاب لرانيا .
6. أعدت صديقتهم ( ايمي ) اختبارا قصيرا عن الأصدقاء .

**Read and match the questions with answers : \***

- 1- Why was Rania sad ? ( ) I think Omar and Amy are good friends .
- 2- What did Fatima do ? ( ) She gave back Rania`s favorite book .
- 3- What did Rania, Fatima and Amy do ? ( ) They did a quiz about friends .
- 4- What did Bilal say to Ben ? ( ) Omar invited Bilal to play basketball.
- 5- What did Omar do? ( ) because Fatima left her book at home .
- 6- Who do you think is a good friend? ( ) He said to him , " Go away !


😊😊GOOD LUCK😊😊

Unit ( 2 ) Period ( 4 )Good friends**\*\*بطاقة رقم 6 Structure****الاهداف :-**

- أن يفرق الطالب بين *was / were* في زمن الماضي البسيط.
- أن يستخدم الطالب *was / were* استخداما صحيحا.

أمثلة عن المفرد <i>was</i>	أمثلة عن الجمع <i>were</i>
1. I <b>was</b> happy .	1. You <b>were</b> happy .
3. She <b>was</b> happy .	2. They <b>were</b> happy .

للمفرد <b>Was</b>	للجمع <b>Were</b>
I	You
She	They
He	We
It	



**\* Choose the correct answer (was / were)**

- 1- He ..... very angry .
- 2- Rania ..... crying .
- 3- In the birthday , Ali and Ahmad ..... very happy .
- 4- They ..... friends again .
- 5- Ben ..... very sad .
- 6- I ..... at home .
- 7- The boys ..... playing football .
- 8- She ..... very tired

☺☺GOOD LUCK☺☺

Unit ( 2 ) Period ( 5 )Good friends

\*\*بطاقة رقم 7 Structure

الاهداف :-

- ان يستخدم الطالب التصريف الثاني للفعل في زمن الماضي البسيط.
- أن يتعرف علي تصاريف الأفعال الماضية ( التصريف الثاني ) .

في الرابط الموجود في الأسفل (تصاريف أفعال الوحدة الثانية)

<https://drive.google.com/file/d/1ri4Iig1EEOCdc7fJjY7vupy9CvCh-w2y/view?usp=sharing>

**Read and correct the verbs**

Last week, .....

- 1- Rania ..... ( **lend** ) Fatima her favorite book.
- 2- Ben and Omar ..... ( **want** ) to play basketball.
- 3- Omar ..... ( **say** ) 'We can find someone nice to play with.'
- 4- Fatima ..... ( **leave** ) Rania`s favorite book at home.
- 5- Ben and Bilal ..... ( **be** ) friends again.
- 6- Rania and Fatima ..... ( **go** ) to Amy`s home.
- 7- Fatima ..... ( **give back** ) Rania`s favorite book.
- 8- Ben ..... ( **be** ) very sad.

\* Think and match the correct questions with answers :

1- What did Fatima do ?	a. She _____( <b>invite</b> ) Fatima and Rania to do a quiz .
2- Who did Amy invite ?	b. Bilal----- ( <b>say</b> ) to Ben " Go away ! "
3- What did Omar and Ben want to do ?	c. She ..... ( <b>leave</b> ) Rania`s favorite book at home .
4- Why was Ben sad ?	d. They ..... ( <b>want</b> ) to play basketball .

Unit ( 2 ) Period ( 7 ) - Good friends

\*\*بطاقة رقم 8 Structure

الاهداف :-

1. ان يتعرف علي معنى كلمة لكن (but).
2. أن يستخدم كلمة (but) في ربط جملتين معا .
3. أن يستخدم علامات الترقيم المناسبة عند ربط جملتين بكلمة (but).
4. أن يعبر عن الصور بجمل مناسبة .

Remember, use a **CAPITAL** letter at the start of a sentence. Use a **full stop** at the end of a sentence. Join the sentences using **but**.

Examples

1. rania asked for her book fatima did not have it ( × )

2. **R**ania asked for her book , **but** **F**atima did not have it. ( √ )

❖ Think and write the correct sentences (use but ):

1- ben wanted to play with bilal , bilal did not want to play with him

---

2- i like jerusalem very much , i can't visit it

---

3- ben was angry with bilal , omar invited him to play basketball

---

4- rania needed her book , fatima left it at home

---

5- ben was very sad , ben and bilal were friends again

---

❖ Look at the pictures and write a sentence :



1-

.....



2-

.....



3-

.....



4-

.....

😊😊GOOD LUCK😊😊

Unit 2 - Good friends

Complete the sentences:

بطاقة رقم 1 ( Vocabulary ) نشاط (1) :

- 1- anyone
- 2- someone
- 3- but
- 4- invited
- 5- understand
- 6- Go away

\* Fill in the space :

نشاط (2) :

- 1- gave back
- 2- arguing
- 3- share
- 4- crying problem
- 5- quiz
- 6- lent

\* Read the passage then answer the questions below :

بطاقة 2 ( Reading ) :

A- Put ( / ) or ( X ) :

- 1- ( / )
- 2- ( X )
- 3- ( X )

B- Choose the correct answer :

- 1- left
- 2- Rania
- 3- favourite



C- Find out :

- 1- needed
- 2- lent
- 3- Fatima / Rania
- 4- lent
- 5- Rania

\* Read the passage then answer the questions below :

: ( Reading ) 3 بطاقة

A- Put (/) or (X) :

- 1- ( / )
- 2- ( X )
- 3- ( / )

B- Choose the correct answer :

- 1- sad
- 2- friend
- 3- find

C- Find out :

- 1- nice
- 2- find
- 3- was / said
- 4- sad
- 5- Ben

\* Read the passage then answer the questions below:

: ( Reading ) 4 بطاقة

A- Put (/) or (X) :

- 1- ( X )
- 2- ( X )
- 3- ( / )

**B- Choose the correct answer :**

- 1- basketball
- 2- Omar
- 3- sorry

**C- Find out :**

- 1- Come on
- 2- basketball
- 3- wanted / said / saw / invited / were
- 4- play
- 5- Omar

**\* Read and match the questions with answers :**

**بطاقة 5 ( Reading ) :**

- \* ( 6 )
- \* ( 2 )
- \* ( 3 )
- \* ( 5 )
- \* ( 1 )
- \* ( 4 )

**\* Choose the correct answer ( was / were ) :**

**بطاقة 6 ( Structure ) :**

- 1- were
- 2- was
- 3- were
- 4- were
- 5- was
- 6- was
- 7- were
- 8- was

\* Read and correct the verbs :

- 1- lent
- 2- wanted
- 3- said
- 4- had
- 5- were
- 6- went
- 7- gave back
- 8- was

\* Think and match the correct questions with answers :

نشاط 2 :

- 1- c. left
- 2- a. invited
- 3- d. wanted
- 4- b. said

\* Think and write the correct sentences :

بطاقة 8 ( Structure ) :

- 1- Ben wanted to play with Bilal , but Bilal did not want to play with him .
- 2- I like Jerusalem very much , but I can't visit it .
- 3- Omar was angry with Bilal , but Omar invited him to play basketball .
- 4- Rania needed her book , but Fatima left it at home .
- 5- Ben was very sad , but Ben and Bilal were friends again .

## Model Exam for Unit ( 2 )

### A- Speaking

#### 1- What would you say in the following situations ?-

- 1- When you do something wrong with someone, you say :
- a. Good morning      b. Wonderful      c. I'm sorry.
- 2- When you see your friend sad, you ask him / her :
- a. What happened ?      b. Good      c. Bye
- 3- When you are angry with someone , you say :
- a. Come on      b. Go away      c. You`re nice

#### 2- Complete the following dialogue :

( awful – lent – Hello – left )

Amy : Hello , Rania .

Rania : \_\_\_\_\_ , Amy .

Amy : Why are you crying ?

Rania : I \_\_\_\_\_ Fatima my favourite book .

Amy : What happened ?

Rania : She \_\_\_\_\_ it at home .

Amy : Oh, no ! How \_\_\_\_\_ .

### B- Reading

#### 3- Read the passage then answer the questions below :

Ben was very sad . Bilal said to him 'Go away ! You're not my friend' . Omar said ' We can find someone nice to play with . '

#### A- Put (/) or (X) :

- 1- Ben was very sad . (    )
- 2- Bilal said to him , " Come on ." (    )
- 3- Omar said ' We can find someone nice to play with " . (    )

#### B- Choose the correct answer :

- 1- Ben was very ( happy – sad ) .
- 2- Bilal said to Ben " You're not my ( friend - brother ) " .
- 3- Omar said ' We can ( lose - find ) someone nice to play with . "

**C- Find out :**

- 1- The meaning of *great* : \_\_\_\_\_
- 2- The opposite of *lose* X \_\_\_\_\_
- 3- Past simple verb : \_\_\_\_\_
- 4- The word *mad* rhymes with : \_\_\_\_\_
- 5- The pronoun *him* refers to : \_\_\_\_\_

**4- Read and complete the sentences :**

( crying – quiz – Go away – arguing – problem – anyone )

- 1- Is there \_\_\_\_\_ here ?
- 2- Rania doesn't like \_\_\_\_\_ with anyone .
- 3- Rania was \_\_\_\_\_ . She had a \_\_\_\_\_ .
- 4- I like doing a \_\_\_\_\_ about friends.
- 5- Bilal said to Ben , " \_\_\_\_\_ ! "

**C-Vocabulary and Structure**

**5- Choose the correct answer :**

- 1- Policemen ( was - were ) very angry . A driver ( was - were ) driving very fast .
- 2- Rania ( was - were ) crying .
- 3- The boys ( was - were ) friends again .
- 4- Rania and Fatima ( was - were ) friends again .
- 5- Ben ( was - were ) very sad .

**\* Read and correct the verbs :**

- 1- Rania \_\_\_\_\_ ( lend ) Fatima her favourite book .
- 2- Rania and Fatima \_\_\_\_\_ ( go ) to Amy`s home .
- 3- Ben \_\_\_\_\_ ( be ) very sad .
- 4- Fatima \_\_\_\_\_ ( leave ) Rania`s favourite book at home .


**\* Think and write the correct sentences. Use " but" :**

1- ben wanted to play with bilal      bilal refused

2- i like jerusalem very much      i can`t visit it

---

1. أن يقرأ الطالب الدرس قراءة صحيحة.
2. أن يتعرف على أين ذهب عمر.

<ul style="list-style-type: none"><li>❖ Omar and family →adventure . كان عمر وعائلته في مغامرة .</li><li>❖ They stayed at aunt's → farm ذهبوا الي مزرعة العممة .</li><li>❖ The wolf chased →sheep . طارد الذئب الخراف .</li><li>❖ The car wheels →burst . انفجرت عجلات السيارة .</li></ul>	 <p>You had some adventures last summer</p> <p>Two of the car wheels burst! The first on the day we were travelling to the farm and the second on the day we left the farm.</p> <p>Omar's family stayed at their aunt's sheep farm from the 15<sup>th</sup>–21<sup>st</sup> of July. A wolf was chasing the sheep when they ran away.</p>
--	---

Read the passage then answer the questions below :

Omar's family had some adventures last summer. They stayed at their aunt's sheep farm from the 15<sup>th</sup>–21<sup>st</sup> of July. A wolf was chasing the sheep when they ran away. Two of the car wheels burst. The first on the day they were travelling to the farm and the second on the day they left the farm .

A- Put (✓) or (X) :

- 1- Omar's family had some adventures last winter. ( )
- 2- A wolf was chasing the sheep when they ran away. ( )
- 3- Two of the car wheels burst . ( )

B- Choose the correct answer :

- 1- Omar's family stayed at their (grandfather`s - aunt`s ) sheep farm.
- 2- They stayed there from the (fifteenth – fifth) to 21<sup>st</sup> of July.
- 3- The second wheel burst on the day they (travelled - left ) the farm.

C- Find out :

1- The opposite of : arrived X \_\_\_\_\_  
lots of X \_\_\_\_\_

2- A season : \_\_\_\_\_ \* Number : \_\_\_\_\_

3- The words that rhyme with : way : \_\_\_\_\_  
far : \_\_\_\_\_

4- Past simple : \_\_\_\_\_

5- The underlined pronoun they refers to : \_\_\_\_\_

**Unit 3 Period 1 – Summer adventures**

**بطاقة رقم (2)**

**Unit 3 Period 1 - Summer adventures**

**بطاقة رقم (2) reading**

**الأهداف :**

• أن يتعرف على ماذا حصل مع ايمي .

- ❖ Amy and Ben →adventure.
- ❖ تعرض بن وايمي لمغامرة .
- ❖ They went→ river .
- ❖ ذهبوا الي النهر .
- ❖ The boat →turned over .
- ❖ انقلب القارب .
- ❖ Amy's shoes→ floated .
- ❖ وقع حذاء ايمي في النهر .
- ❖ They had →fun .
- ❖ قضوا وقتنا ممتعا .



Read the passage then answer the questions below :

Amy had an adventure on the 13<sup>th</sup> of August in England. Amy and Ben were going down the river when the boat turned over. Her shoes floated in the water. It was great fun .

A- Put (✓) or (X) .

- 1- Amy had an adventure on the 13<sup>th</sup> of August. (      )
- 2- Amy and Ben were going down the sea . (      )
- 3- The boat turned over. (      )

B- Choose the correct answer :

- 1- Amy had an adventure on the 13<sup>th</sup> of August in ( England – Palestine ) .
- 2- Her shoes ( floated – sank ) in the water .
- 3- It was ( boring - great ) fun .

C- Find out :

- 1- The opposite of sank X \_\_\_\_\_
- 2- The meaning of nice : \_\_\_\_\_
- 3- A country : \_\_\_\_\_
- 4- The words that rhyme with : never : \_\_\_\_\_  
coat : \_\_\_\_\_
- 5- Past simple : \_\_\_\_\_
- 6- The underlined pronoun Her refers to : \_\_\_\_\_



Unit 3 Period 1 - Summer adventuresReading بطاقة رقم 3

الأهداف :

- أن يتعرف الطالب علي ما حدث مع مغامرة بن .

<ul style="list-style-type: none"> <li>❖ Omar went to →Jericho . ذهب عمر الي اريحا</li> <li>❖ He had a → bike race . شارك في سباق دراجات</li> <li>❖ He fell off →bike . وقع عمر عن الدراجة .</li> </ul>	
---	--

Read the passage then answer the questions below :

Omar was telling Ben about his biking holiday on the 14<sup>th</sup> of August. **He** went to Jericho and won a bike race. He was looking at his parents and sister when he fell off his bike. Everyone laughed .

A- Put (✓) or (X) :

- 1- Omar was telling Ben about his life . ( )
- 2- He went to Hebron . ( )
- 3- He fell off his bike . ( )

B- Choose the correct answer :

- 1- Omar won a ( running - bike ) race .
- 2- He was looking at his parents and ( brother - sister ) when he fell off his bike .
- 3- Everyone ( laughed - cried ) .

C- Find out.

- 1- The opposite of came X \_\_\_\_\_
- 2- The meaning of father and mother : \_\_\_\_\_
- 3- A city : \_\_\_\_\_ A month : \_\_\_\_\_
- 4- The words that rhyme with : like : \_\_\_\_\_  
lent : \_\_\_\_\_
- 5- Past simple : \_\_\_\_\_
- 6- The underlined pronoun He refers to : \_\_\_\_\_

**Unit 3 Period 1 – Summer adventures**

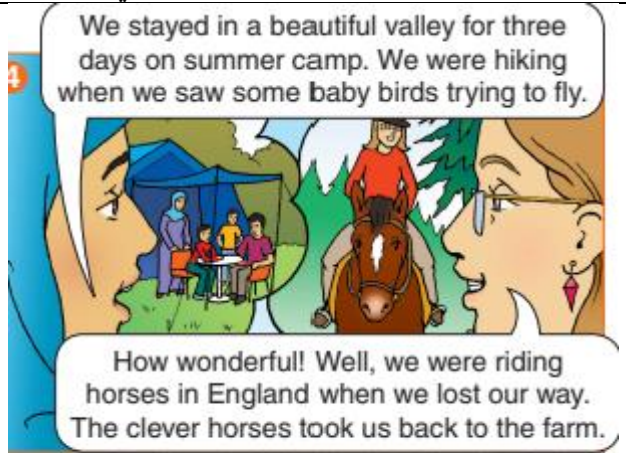
بطاقة رقم (4)

Unit 3 Period 1 - Summer adventures

Reading (4) بطاقة رقم

الأهداف :

• أن يتعرف كيف قضت عائلة رانيا وقتها في المغامرات الصيفية.

<ul style="list-style-type: none"><li>❖ Rania's family went → valley . ذهبت عائلة رانيا الي الوادي .</li><li>❖ They were →hiking . مارسوا رياضة المشي .</li><li>❖ They saw →baby birds . رأوا الطيور الصغيرة</li></ul>	 <p>Rania's family went on holiday from the 15th to the 18th of August. Amy's family went</p>
--	---

Read the passage then answer the questions below :

Rania's family went on holiday from the 15<sup>th</sup> to the 18<sup>th</sup> of August. They stayed in a beautiful valley for three days on summer camp. They were hiking when they saw some baby birds trying to fly.

A- Put (✓) or (X) :

- 1- Rania's family went on holiday . ( )
- 2- They stayed in a beautiful valley for five days . ( )
- 3- They saw some baby birds trying to fly . ( )

B- Choose the correct answer :

- 1- Rania's family went on holiday from the 15<sup>th</sup> to the (eighteenth – eight ) of August.
- 2- They stayed in a beautiful valley for three days on (winter -summer) camp.
- 3- They were (running - hiking) when they saw some baby birds trying to fly.

C- Find out :

- 1- The opposite of lots of X \_\_\_\_\_
- 2- The meaning of nice : \_\_\_\_\_
- 3- A season : \_\_\_\_\_ \* Name : \_\_\_\_\_
- 4- The words that rhyme with : win : \_\_\_\_\_  
try : \_\_\_\_\_
- 5- Past simple : \_\_\_\_\_
- 6- The underlined pronoun They refers to : \_\_\_\_\_

**Unit 3 Period 1 – Summer adventures**

بطاقة رقم (5)

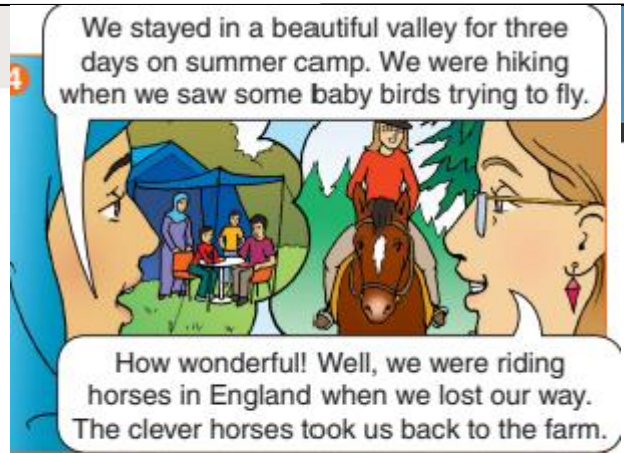
Unit 3 Period 1 - Summer adventures

Reading (5) بطاقة رقم

الأهداف :

- أن يتعرف الطالب كيف قضت عائلة ايبي وقتها في المغامرات الصيفية .

- ❖ Amy's family → horse riding .  
مارست عائلة ايمي قيادة الخيول
- ❖ They lost → the way .  
لقد ضلوا الطريق .
- ❖ Horses → guided them .  
قادتهم الخيول الي المكان.



ania's family went on holiday from the 15th  
) the 18th of August. Amy's family went

Read the passage then answer the questions below :

Amy's family went horse riding on the 30<sup>th</sup> of August. They were riding horses in England when they lost their way. The clever horses took them back to the farm.

A- Put (/) or (X) :

- 1- Amy's family went horse riding on the 30<sup>th</sup> of August . ( )
- 2- They were riding horses in Palestine . ( )
- 3- They lost their way . ( )

B- Choose the correct answer :

- 1- Amy's family went horse riding on the (thirtieth – thirteenth) of August.
- 2 They went riding horses in ( England - Palestine ).
- 3- The clever (boys – horses) took us back to the farm.

C- Find out :










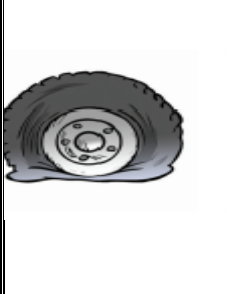

- 1- The opposite of found X \_\_\_\_\_
- 2- The meaning of smart : \_\_\_\_\_
- 3- A country : \_\_\_\_\_ \* A place : \_\_\_\_\_
- 4- The words that rhyme with : look : \_\_\_\_\_  
cost : \_\_\_\_\_
- 5- Past simple : \_\_\_\_\_
- 6- The underlined pronoun them refers to : \_\_\_\_\_

## Unit 3 Period 1 - Summer adventures

## بطاقة رقم (6) Vocabulary

## الأهداف:

- أن يتعرف الطالب على الكلمات الجديدة .
- أن يستخدم الطالب الكلمات في جملة .

				
<b>Thirteenth</b> الثالث عشر	<b>Fourteenth</b> الرابع عشر	<b>Fifteenth</b> الخامس عشر	<b>Sixteenth</b> السادس عشر	<b>Seventeenth</b> السابع عشر
				
<b>Eighteenth</b> الثامن عشر	<b>Nineteenth</b> التاسع عشر	<b>Twentieth</b> العشرون	<b>Twenty- first</b> الواحد والعشرون	<b>Thirtieth</b> الثلاثون
				
<b>Adventure</b> مغامرة	<b>Burst</b> ينفجر	<b>Chase</b> يطارد	<b>Turn over</b> ينقلب	<b>When</b> عندما

• Fill in the spaces :

( 14<sup>th</sup> - chasing - adventures - 30<sup>th</sup> - turned over )

- 1- Omar had some \_\_\_\_\_ last summer .
- 2- Amy's family went horse riding on the \_\_\_\_\_ of August .
- 3- A wolf was \_\_\_\_\_ the sheep when they ran away .
- 4- We were going down the river when the boat \_\_\_\_\_ .
- 5- Omar was telling Ben about his biking holiday on the \_\_\_\_\_ of August.

• Read and complete the sentences :

( burst - 20<sup>th</sup> - 21<sup>st</sup> - 13<sup>th</sup> - when - 15<sup>th</sup> )

- 1- Amy had an adventure on the \_\_\_\_\_ of August in England.
- 2- Next Friday is 18<sup>th</sup> . What's Sunday ? It's the \_\_\_\_\_ .
- 3- Two of the car wheels \_\_\_\_\_ .
- 4- Rania's family were hiking \_\_\_\_\_ we saw some baby birds trying to fly.
- 5- They stayed at their aunt's sheep farm from the \_\_\_\_\_ to \_\_\_\_\_ of July.

• Match :

Sixteenth	21 <sup>st</sup>
Seventeenth	20 <sup>th</sup>
Eighteenth	18 <sup>th</sup>
Nineteenth	17 <sup>th</sup>
Twentieth	16 <sup>th</sup>
twenty-first	19 <sup>th</sup>



Unit 3 Period 3 - Summer adventures

Rreading (7) بطاقة رقم

الأهداف :

1. ان يقرأ الطالب الدرس قراءة صحيحة . 2. أن يجيب الطالب عن أسئلة الدرس .

• Match :

1- What was the wolf doing to the sheep at the farm?	( ) It turned over .
2- What happened to the wheels when the family were driving?	( ) On the day Omar`s family were travelling to the farm.
3- What happened to Amy`s boat in the river ?	( ) Two of the car wheels burst .
4- When did the second wheel of the car burst ?	( ) They were there from the 15 <sup>th</sup> to the 18 <sup>th</sup> Of August .
5- When did Amy`s family go horse riding ?	( ) It was chasing the sheep.
6- When were Omar`s family at the summer camp ?	( ) They went horse riding on the 30 <sup>th</sup> of August.

Unit 3 Period 4 - Summer adventuresStructure (8) بطاقة رقم

الأهداف :

- أن يستخدم الطالب زمن الماضي المستمر

2. أمثلة عن المفرد <b>was</b>	1. أمثلة عن الجمع <b>Were</b>
4. I <b>was</b> happy .	You <b>were</b> happy .
She <b>was</b> happy .	They <b>were</b> happy .

\*Choose the correct answer :

- 1-The sheep (was – were) running when the wolf chased them.
- 2- Amy and Ben (was - were) going down the river when the boat turned over.
- 3- Omar`s family (was - were) travelling to the farm when the first wheel burst .
- 4- Omar (was -were) telling Ben about his biking holiday .
- 5- Amy`s family (was - were) riding horses in England when they lost their way.
- 6- Rania`s family (was - were) hiking when they saw some baby birds trying to fly.
- 7- Omar (was - were) looking at his parents and sister when he fell off his bike .



Unit 3 Period 5 - Summer adventuresبطاقة رقم (9) Structure

الاهداف :

- أن يستخدم الطالب زمن الماضي البسيط (التصريف الثاني)
- أن يميز الطالب الزمن البسيط (التصريف الثاني) و زمن الماضي المستمر عند ربط الجمل بكلمة الربط when

\*Complete the sentences with the correct words :

- 1- Sara \_\_\_\_\_ (do) her homework when the light went off.
- 2- The boys \_\_\_\_\_ (play) football when the accident happened .
- 3- Ahmad and Ali \_\_\_\_\_ (climb) the tree when they fell off .
- 4- A man \_\_\_\_\_ (swim) when he sank .
- 5- The driver \_\_\_\_\_ (drive) so fast when he hit the boy .
- 6- The hens \_\_\_\_\_ (run) when they saw the dog .
- 7- The baby \_\_\_\_\_ (cry) when his sister took the toy .
- 8- They \_\_\_\_\_ (walk) in the street when it rained .

Unit 3 Period 5 - Summer adventuresبطاقة رقم (10) Structure (زمن الماضي المستمر)

الاهداف :

- أن يكتب الطالب جملة صحيحة باستخدام was/were +v+ing .
- أن يكتب الطالب سؤال صحيح باستخدام was /were +v+ing .

تذكروا أعضاى الطلبة:

He, she, It I	Was
We , you , they	Were

الأمثلة لكتابة جمل باستخدام الماضي المستمر (ماذا كانوا يفعلون في وقت محدد بالماضي):

**In the summer holiday ....**

1. Amy **was riding** a horse.
2. They **were playing** football.

الأمثلة لكتابة سؤال باستخدام الماضي المستمر:

1. **What was** Amy **doing** in the summer holiday?
2. **What were** they **doing**?

What	were	they	Doing	in the summer holiday	?
------	------	------	-------	-----------------------	---

They	were	playing	football	in the summer holiday	.
------	------	---------	----------	-----------------------	---

❖ خطوات تكوين الجملة باستخدام was were	❖ خطوات تكوين السؤال باستخدام was /were
1. Subject ← الفاعل ( she , he , it , you , ) ( they , we , I	(1) what ← أداة السؤال
2. Helping verb was /were	(2) Helping verb ← الفعل المساعد ( was/were)
3. Main verb ← الفعل + ing	(3) Subject ← الفاعل ( she , he , it , you , ) ( they , we , I
4. تكلمة الجملة	(4) Main verb ← الفعل + ing
5. Full stop ← النقطة .	(5) تكلمة الجملة
	(6) Question mark ← علامة السؤال ؟

**\* Write the correct questions and answers :**

***\* What were they doing in the summer holiday ?***

1- Amy – on summer camp– and her family – What – were – doing

\_\_\_\_\_?

1- riding – horses – They – were

\_\_\_\_\_.

2- Ben – in – England – doing – What – was

\_\_\_\_\_?

2- going - down – He – was – the river

\_\_\_\_\_.

3- the wolf – in the farm – doing – What – was

\_\_\_\_\_?

3- chasing – was – It – the sheep

\_\_\_\_\_.

Unit 3 Period 7 - Summer adventuresWriting (11) بطاقة رقم

الأهداف :

- أن يستخدم الطالب علامات الترقيم ( Capital letter / . / ? )
- أن يربط جملتين باستخدام كلمة when .

Example :

1. omar was riding his bike he fell off

**Omar was riding his bike when he fell off .**

2. amy was climbing the tree when she broke her arm

**Amy was climbing the tree when she broke her arm .**

❖ ملاحظة: عند استخدام كلمة when يأتي بعدها ماضي بسيط (الفعل الثاني)

ويأتي قبلها الماضي المستمر ( was /were + الفعل + ing)

<u>ماضي مستمر +v+ing</u> Was/were	<b><u>When</u></b>	<u>ماضي بسيط V2</u>
-----------------------------------	--------------------	---------------------

**\* Write the correct sentences: (when) اكتب الجملة بشكل صحيح باستخدام علامات الترقيم مع**

1- amy and ben were going down the river the boat turned over

2- omar was looking at his parents he fell off his bike

3- omar`s family were hiking they saw some baby birds

4- ben`s family were riding horses in england they lost their way

5- a wolf was chasing the sheep they ran away

## Unit 3 - Summer adventures

### Unit 3 Period 7 - Summer adventures

**\* Read the passage then answer the questions below :**

**بطاقة 1 ( Reading ) :**

**A- Put (/) or (X) :**

1- ( X )

2- ( / )

3- ( / )

**B- Choose the correct answer :**

1- aunt's

2- fifteenth

3- left

**C- Find out :**

1- left \* some

2- summer \* 15<sup>th</sup> / 21<sup>st</sup> / second / first

3- day \* car

4- had / stayed / was / ran / burst / were / left

5- sheep

**\* Read the passage then answer the questions below :**

**بطاقة 2 ( Reading ) :**

**A- Put (/) or (X) :**

1- Amy had an adventure on the 13<sup>th</sup> of August . ( / )

2- Amy and Ben were going down the sea . ( X )

3- The boat turned over . ( / )

**B- Choose the correct answer :**

1- England

2- floated

3- great

C- Find out :

- 1- floated
- 2- great
- 3- England
- 4- river                      \* boat
- 5- had / were / turned over / floated / was
- 6- Amy

\* Read the passage then answer the questions below :

بطاقة 3 ( Reading ) :

A- Put (/) or (X) :

- 1- ( X )
- 2- ( X )
- 3- ( / )

B- Choose the correct answer :

- 1- bike
- 2- sister
- 3- laughed

C- Find out :

- 1- went
- 2- parents
- 3- Jericho                      \* August
- 4- bike                              \* went
- 5- was / went / won / fell / laughed
- 6- Omar

\* Read the passage then answer the questions below :

بطاقة 4 ( Reading ) :

A- Put (/) or (X) :

- 1- ( / )
- 2- ( X )
- 3- ( / )

**B- Choose the correct answer :**

- 1- eighteenth
- 2- summer
- 3- hiking

**C- Find out :**

- 1- beautiful
- 2- some
- 3- summer \* Rania
- 4- when \* fly
- 5- went / stayed / were / saw
- 6- Rania's family

**\* Read the passage then answer the questions below :**

**بطاقة 5 ( Reading ) :**

**A- Put (/) or (X) :**

- 1- ( / )
- 2- ( X )
- 3- ( / )

**B- Choose the correct answer :**

- 1- thirtieth
- 2- England
- 3- horses

**C- Find out :**

- 1- lost
- 2- clever
- 3- England \* farm
- 4- took \* lost
- 5- went / were / lost / took
- 6- Amy's family

**\* Fill in the spaces :**

- 1- adventures
- 2- 30<sup>th</sup>
- 3- chasing
- 4- turned      over
- 5- 14<sup>th</sup>

**\* Read and complete the sentences :**

- 1- 13<sup>th</sup>
- 2- 20<sup>th</sup>
- 3- burst
- 4- when
- 5- 15<sup>th</sup>      21<sup>st</sup>

**\* Match :**

- \* Sixteenth      16<sup>th</sup>
- \* Seventeenth      17<sup>th</sup>
- \* Eighteenth      18<sup>th</sup>
- \* Nineteenth      19<sup>th</sup>
- \* Twentieth      20<sup>th</sup>
- \* twenty-first      21<sup>st</sup>

**\* Match :**

- ( 3 )
- ( 4 )
- ( 2 )
- ( 6 )
- ( 1 )
- ( 5 )

**بطاقة 7 ( Reading ) :**



\* Choose the correct answer :

بطاقة 8 ( Reading ) :

1- were

2- were .

3- were

4- was

5- were

6- were

بطاقة 9

\* Complete the sentences with the correct words :

1- did

2- played

3- climbed

4- swam

5- drove

6- ran

7- cried

8- walked

**\* Write the correct questions and answers :**

***\* What were they doing in the summer holiday ?***

1- What were Amy and her family doing on the summer camp ?

1- They were riding horses .

2- What was Ben doing in England ?

2- He was going down the river .

3- What was the wolf doing in the farm ?

3- It was chasing the sheep .

**بطاقة رقم (11) Writing**

**\* Write the correct sentences (when) أكتب الجملة بشكل صحيح باستخدام علامات الترقيم وكلمة**

1- Amy and Ben were going down the river when the boat turned over.

2- Omar was looking at his parents when he fell off his bike .

3- Omar`s family were hiking when they saw some baby birds .

4- Ben`s family were riding horses in England when they lost their way .

5- A wolf was chasing the sheep when they ran away .

## Model Exam for Unit ( 3 )

### A- Speaking

#### 1- What would you say in the following situation:

\* When someone says to you good things , you say :

- a. Good afternoon      b. Hi      c. How wonderful !

#### 2- Complete the following dialogue :

( awful – adventure – took – when )

Rania's mum : Where did you go at summer holiday ?

Amy's mum : We had a great \_\_\_\_\_ .

Rania's mum : What happened ?

Amy's mum : We were riding our horses \_\_\_\_\_ we lost our way !

Rania's mum : How \_\_\_\_\_ ! Then , what happened ?

Amy's mum : The clever horses \_\_\_\_\_ us to the farm .

Rania's mum : Thank goodness !

### B- Reading

#### 3- Read the passage then answer the questions below :

Amy had an adventure on the 13<sup>th</sup> of August in England. Amy and Ben were going down the river when the boat turned over. Her shoes floated in the water. It was great fun .

A- Put (✓) or (X) :

1- Amy had an adventure on the 13<sup>th</sup> of August . (      )

2- Amy and Ben were going down the sea . (      )

3- The boat turned over . (      )

B- Choose the correct answer :

1- Amy had an adventure on the 13<sup>th</sup> of August in ( England – Palestine ).

2- Her shoes ( floated – sank ) in the water .

3- It was ( boring - great ) fun .

C- Find out :

- 1- The opposite of sank X \_\_\_\_\_
- 2- The meaning of nice : \_\_\_\_\_
- 3- A country : \_\_\_\_\_
- 4- The words that rhyme with : never : \_\_\_\_\_  
coat : \_\_\_\_\_
- 5- Past simple : \_\_\_\_\_
- 6- The underlined pronoun Her refers to : \_\_\_\_\_

D• Fill in the spaces :

( chasing - adventures - 30<sup>th</sup> – turned over )

- 1- Omar had some \_\_\_\_\_ last summer .
- 2- Amy's family went horse riding on the \_\_\_\_\_ of August .
- 3- A wolf was \_\_\_\_\_ the sheep when they ran away .
- 4- We were going down the river when the boat \_\_\_\_\_ .

E• Match :

- |                |                  |
|----------------|------------------|
| * Sixteenth    | 21 <sup>st</sup> |
| * Seventeenth  | 20 <sup>th</sup> |
| * Eighteenth   | 18 <sup>th</sup> |
| * Nineteenth   | 17 <sup>th</sup> |
| * Twentieth    | 16 <sup>th</sup> |
| * twenty-first | 19 <sup>th</sup> |

F• Choose the correct answer :

- 1- The sheep ( was – were ) running when the wolf chased them .
- 2- Omar ( was - were ) telling Ben about his biking holiday .
- 3- Omar`s family ( was – were ) travelling to the farm when the first wheel burst .
- 4- Omar ( was – were ) looking at his parents and sister when he fell off his bike .
- 5- Amy`s family ( was – were ) riding horses in England when they lost their way.

**G \* Complete the sentences with the correct words :**

- 1- Sara \_\_\_\_\_ ( do ) her homework when the light went off .
- 2- Ahmad and Ali \_\_\_\_\_ ( climb ) the tree when they fell off .
- 3- The hens \_\_\_\_\_ ( run ) when they saw the dog .
- 4- The baby \_\_\_\_\_ ( cry ) when his sister took the toy .
- 5- They \_\_\_\_\_ ( walk ) in the street when it rained .

**H \* Write the correct questions and answers :**

**\* What were they doing in the summer holiday ?**

1- Ben – in – England – doing – What – was  
\_\_\_\_\_?

1- going down – He – was – the river  
\_\_\_\_\_.

2- the wolf – doing – What – was  
\_\_\_\_\_?

2- chasing - was – It – the sheep  
\_\_\_\_\_.

**\* Write the correct sentences using (when) and punctuation marks :**

**أعيد كتابة الجملة بشكل صحيح باستخدام علامات الترقيم وأداة الربط (when)**

1- omar was looking at his parents                      he fell off his bike  
\_\_\_\_\_

2- ben`s family were riding horses in england                      they lost their way  
\_\_\_\_\_













3- a wolf was chasing the sheep                      they ran away  
\_\_\_\_\_

تم بحمد الله

(Vocabulary)

الأهداف :-

1. أن يتعرف الطالب الى معاني الكلمات الجديدة.
2. أن يستخدم الطالب الكلمات الجديدة في جمل.

					
noise ضجيج	mouse فأر	funny مضحك	fight يقاتل	diver غواص	Attack يهاجم
					
while بينما	together سويا	safe أمن	push يدفع	Ox (oxen) ثور / ثيران	other الآخر

الاهداف :-

1. أن يقرأ الطالب الدرس قراءة صحيحة .
2. أن يجيب الطالب عن أسئلة حول قصة الفيلم الذي شاهدته Amy

<ul style="list-style-type: none"> <li>❖ Amy watched a funny cartoon.</li> <li>شاهدت إيمي كرتون ممتع *</li> <li>❖ A cat was chasing a mouse.</li> <li>كانت القطة تطارد الفأر *</li> <li>❖ The dog chased the cat and the man was angry from the noise .</li> <li>الكلب طارد القطة و الرجل غضب من الضجة وطاردهم</li> </ul>	
---	--

- Read the passage then answer the questions below :

## نشاط (1)

Amy told Rania about a funny cartoon. A cat crashed into a tree while it was chasing a mouse .The mouse hid and watched the cat while the dog was chasing **it** . And then an angry man got up when he heard the noise and chased them all .

A- Put (/) or (X) :

- 1- Amy told Rania about a funny cartoon . ( )
- 2- A cat crashed into a tree while it was chasing a mouse . ( )
- 3- The mouse hid and watched the cat . ( )

B- Choose :

- 1- The mouse hid and watched the ( cat – dog ) while the dog was chasing it .
- 2- an angry man ( slept – got up ) when he heard the noise .
- 3- He ( chased – played ) them all .
- 4- Do like watching a funny cartoon ?

**C- Find out :**

- 1- The meaning of **woke up** : \_\_\_\_\_
- 2- The opposite of : **boring** X \_\_\_\_\_
- 3- An animal : \_\_\_\_\_
- 4- Past simple : \_\_\_\_\_
- 5- The words that rhyme with : **rat** : \_\_\_\_\_ \* **shared** : \_\_\_\_\_
- 6- The pronoun **it** refers to : \_\_\_\_\_

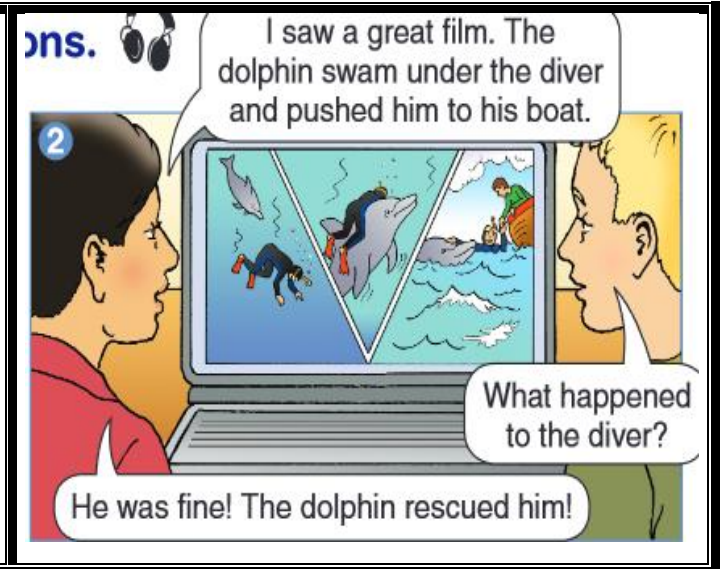
**\*\*بطاقة رقم (2) (Reading)**

**الاهداف :-**

1. أن يقرأ الطالب الدرس قراءة صحيحة .

2. أن يجيب الطالب عن أسئلة حول قصة الفيلم الذي شاهدته Omar

- ❖ Omar watched a rescue film.  
شاهد عمر فيلم إنقاذ
- ❖ The dolphin reused a diver .  
الدولفين أنقذ الغواص
- ❖ The dolphin kept the diver safe.  
الدولفين جعل الغواص آمن





**2- Read the passage then answer the questions:**

Omar told Ben about a rescue film. It was great . A dolphin swam under a diver and pushed **him** to his boat . It rescued the diver when he got tired and stopped swimming. The dolphin kept him safe and he was fine .

**A- Put (/) or (X):**

- 1- Omar told Ben about a rescue film. ( )
- 2- A dolphin swam under a diver . ( )
- 3- The dolphin pushed the diver to his car . ( )

**B- Choose :**

- 1- The film was ( great – boring ) .
- 2- The dolphin rescued the ( boat – diver ) .
- 3- The diver got ( tired – angry ) and stopped swimming.
- 4- The dolphin kept him ( dangerous - safe ) and he was fine .

**C- Find out :**

- 1- The meaning of **well** : \_\_\_\_\_
- 2- The opposite of : **attack** X \_\_\_\_\_ \* **continued** X \_\_\_\_\_
- 3- An animal : \_\_\_\_\_ \* Name : \_\_\_\_\_
- 4- Past simple : \_\_\_\_\_
- 5- The words that rhymes with : **cold** : \_\_\_\_\_ **coat** : \_\_\_\_\_
- 6- The pronoun **him** refers to : \_\_\_\_\_


## Unit 4 Films I like

**\*\*بطاقة رقم (3) (Reading)**

**الاهداف :-**

1. أن يقرأ الطالب الدرس قراءة صحيحة .

2. أن يجيب الطالب عن أسئلة حول قصة الفيلم الذي شاهده والدي Omar

<ul style="list-style-type: none"><li>❖ Omar's parents watched a film. شاهد والدي عمر فيلم</li><li>❖ The film about the tiger and the oxen. الفيلم عن النمر و الثيران</li><li>❖ The tiger attacked and ate the oxen. النمر هاجم و أكل الثيران</li></ul>	
---	---

نشاط (1)

**3- Read the passage then answer the questions below :**

Omar's parents watched a film about tigers. The young ox was not near the other oxen. While the young ox was eating, the tiger attacked **it** . Oxen need to stay together then they are safe .

**A- Put (/) or (X) :**

- 1- Omar's parents watched a film about lions . ( )
- 2- The young ox was near the other oxen. ( )
- 3- While the young ox was eating, the tiger attacked it . ( )

**B- Choose :**

- 1- The young ox was not ( far – near ) the other oxen .
- 2- While the young ( ox – oxen ) was eating, the tiger attacked it .
- 3- Oxen need to stay ( together - alone ), then they are safe .

**C- Find out :**

- 1- The meaning of **saw** : \_\_\_\_\_ \* **dad and mum** : \_\_\_\_\_
- 2- The opposite of : **old** X \_\_\_\_\_ \* **far** X \_\_\_\_\_
- 3- An animal : \_\_\_\_\_ \* Name : \_\_\_\_\_
- 4- Past simple : \_\_\_\_\_
- 5- The words that rhyme with : **tonque** : \_\_\_\_\_ **feed** : \_\_\_\_\_
- 6- The pronoun **it** refers to : \_\_\_\_\_

**\*\*بطاقة رقم (4) (Reading)**

**الاهداف :-**

1. أن يقرأ الطالب الدرس قراءة صحيحة .

2. أن يجيب الطالب عن أسئلة حول قصة الفيلم الذي شاهده والذي **Ben**

❖ Ben's parents watched a film.

شاهد والدي بن فيلم


❖ The film was about fish.

الفيلم كان عن الأسماك

❖ The green fish were fighting and the orange fish ate their food .

السمكتان الخضراوان تتقاتلان و السمكة البرتقالية

أكلت طعامهم



Amy's parents watched a film while she was doing her homework. They told her about the film.

**4- Read the passage then answer the questions****below :**

Amy's parents watched a film while she was doing her homework. They told **her** about the film . How clever a fish ! While the big green fish were fighting , the small orange fish took their food . It hid under a green plant and ate the food .

**A- Put (/) or (X) :**

- 1- Amy's parents watched a film while she was eating . ( )
- 2- They told her about the film . ( )
- 3- How a stupid fish ! ( )

**B- Choose :**

- 1- Amy was ( playing - doing her homework ) .
- 2- While the big green fish ( was - were ) fighting , the small orange fish took their food .
- 3- The orange fish hid under a green ( plant – tree ) and ate the food .

**C- Find out :**

- 1- The meaning of **saw** : \_\_\_\_\_ \* **smart** : \_\_\_\_\_
- 2- The opposite of : **gave** X \_\_\_\_\_ \* **appeared** X  
\_\_\_\_\_
- 3- An animal : \_\_\_\_\_ \* Name : \_\_\_\_\_
- 4- Past simple : \_\_\_\_\_
- 5- The plural of **fish** : \_\_\_\_\_
- 6- The words that rhyme with : **never** : \_\_\_\_\_ \* **look** :  
\_\_\_\_\_
- 7- The pronoun **her** refers to : \_\_\_\_\_

أن يستخدم الطالب الكلمات في جمل صحيحة

نشاط (1)

• Fill in the spaces :

( attacked - other -diver – ox – fighting – mouse – together )

- 1- The tiger \_\_\_\_\_ the young \_\_\_\_\_ .
- 2- The young ox was not near the \_\_\_\_\_ oxen .
- 3- The \_\_\_\_\_ hid and watched the cat .
- 4- The dolphin swam under the \_\_\_\_\_ and pushed him to his boat .
- 5- The oxen need to stay \_\_\_\_\_ to be safe .
- 6- While the big green fish were \_\_\_\_\_ , the small orange fish took their food .

نشاط (2)

• Read and complete the sentences :

( oxen – funny – noise – pushed – while – safe )

- 1- The dolphin \_\_\_\_\_ the diver to his boat .
- 2- The young ox was not near the other \_\_\_\_\_ .
- 3- An angry man got up when he heard the \_\_\_\_\_ . -4
- 4- The dolphin kept the diver \_\_\_\_\_ .
- 5- Amy told Rania about a \_\_\_\_\_ cartoon .
- 6- The light went off \_\_\_\_\_ I was doing my homework .

الأهداف:

✚ أن يضع الطالب رقم الإجابة الصحيحة مقابل السؤال

## نشاط (1)

\* Match :

- |   |  |
|---|--|
| 1. What was the dolphin doing to the diver?       | ( ) The small orange fish hid to be safe .     |
| 2. What was the cat chasing?                      | ( ) She thought it was funny .                 |
| 3. What was the tiger attacking?                  | ( ) The oxen need to stay together to be safe. |
| 4. Why was the small orange fish under the plant? | ( ) It was pushing him to his boat .           |
| 5. What did Amy think about the cartoon?          | ( ) It was chasing the mouse .                 |
| 6 What do oxen need to do to stay safe?           | ( ) It was attacking the young ox .            |

الأهداف:

❖ أن يستخدم الطالب ( was – were ) مع زمن الماضي المستمر بصورة صحيحة.

## ملاحظة :-

تذكر عزيزي الطالب /ة أن تستخدم was للمفرد ( he/ she / it/ I ) + الفعل + ing

نستخدم were للجمع ( they / you / we ) + الفعل + ing

## نشاط (1)

\* Choose the correct answer :

- 1- The mouse watched the cat while the dog ( was – were ) chasing it .
- 2- Dad arrived while my brothers ( was – were ) playing football .
- 3- The cat crashed into a tree while it ( was – were ) chasing the mouse .
- 4- While Sara and Huda ( was – were ) cooking , the baby cried .
- 5- While the big green fish ( was – were ) fighting , the orange fish took their food .
- 6- I saw my friend while I ( was – were ) walking in the street .
- 7- The accident happened while Ahmad and Ali ( was – were ) crossing the road .
- 8- The tiger ( was – were ) attacking the young ox while the other oxen were far .

الأهداف:

- أن يستخدم الطالب زمن الماضي البسيط (التصريف الثاني).
  - ان يميز الطالب الزمن البسيط (التصريف الثاني) و زمن الماضي المستمر
- while ( was/ were + v+ ing ) عند ربط الجمل بكلمة الربط

## نشاط (1)

**\*Complete the sentences with correct words :**

- 1- The man got angry while the animals \_\_\_\_\_ (chase )  
each other .
- 2- Amy's parents watched a film while she \_\_\_\_\_ ( do ) her  
homework .
- 3- The accident happened while the boys \_\_\_\_\_ ( play )  
football .
- 4- Omar fell down while he \_\_\_\_\_ ( ride ) his bike .
- 5- The boat turned over while Amy and Ben \_\_\_\_\_  
( play ) in it .
- 6- Amy crashed into a tree while she \_\_\_\_\_ ( climb )  
the stairs .
- 7- The sheep ran away while the wolf \_\_\_\_\_  
( chase ) them .
- 8- The phone rang while Soha and Hala \_\_\_\_\_ ( wash )  
the dishes .



نشاط (1)

**\*Write the correct answers :**

*What were they doing ?*

**Example :** oxen / eat / together

**The oxen were eating together.**

1- animals / chase / each other

---

2- green fish / fight

---

3- amy and rania / talk / about/ funny film

---

4- amy's parents / watch / film

---

5- divers / watch / dolphins

---

الأهداف :

- أن يستخدم الطالب علامات الترقيم ( . / Capital letter )
- أن يربط جملتين باستخدام كلمة **while** .

## نشاط (1)

\* Write the correct sentences :

-

**Example :** the wheel burst    the family were driving to the farm

The wheel burst while the family were driving to the farm .

1- the mouse hid and watched the cat    the dog was chasing it

---

2- the tiger attacked the ox    it was eating

---

3- ben's family lost their way    they were riding horses

---

4- amy's friend called a teacher    amy was falling

---

5- the boat turned over    amy and ben were going down the river

---

6- omar invited bilal to play with    ben was playing basketball

---

😊😊GOOD LUCK😊😊

نشاط 1:  
بطاقة (1):

\* Put (/) or (X):

1. (/) 2. (/) 3. (/)

\* choose :

نشاط 2:

1- cat 2- got up 3- chased 4. Yes I do

نشاط 3:

Find out:

1. Got up 2. Funny 3. Cat / dog 4. Told – crashed 5. Cat – chased 6. Cat

بطاقة 2  
نشاط 1:

\* Put (/) or (X):

1. (/) 2. (/) 3. (X)

نشاط 2:

\* choose :

1. great 2. Diver 3. tired 4. safe

نشاط 3:

Find out:

1. Fine 2. Rescued / stopped 3. Dolphin 4. Pushed 5. Told / boat 6. Diver

بطاقة 3  
نشاط 1:

\* Put (/) or (X):

1. (X) 2. (X) 3. (/)

نشاط 2 :

\* choose :

1. near 2. diver 3. together

نشاط 3 :

Find out:

1. Watched / parents 2. Young / near 3. Tiger / Omar 4. watched 5. young /  
need 6. the ox

بطاقة (4) : نشاط 1:

\* Put (/) or (X) :

1. (X) 2. (/) 3. (X)

نشاط 2 :

\* Choose :

1. doing her homework 2. Were 3. plant

نشاط 3 :

Find out:

1. Watched / clever 2. Took / hid 3. Fish / Amy 4. Took  
5. Fish 6. Clever / took 7. Amy

بطاقة (5) : نشاط 1:

\* Fill in the spaces :

1. Attacked 2. Other 3. Mouse 4. Diver 5. Together 6. Fighting

نشاط 2 :

\* Read and complete the sentences

1. Pushed 2. Oxen 3. Noise 4. Safe 5. Funny 6. While

بطاقة (6) :

نشاط 1:

\* Match :

( 4 )

( 5 )

( 6 )

( 1 )

( 2 )

( 3 )

بطاقة (7) :

نشاط 1:

\* Choose the correct answer

1. Was 2. Were 3. Was 4. Were 5. Were 6. Was 7. Were 8. Was

بطاقة (8) :

نشاط 1:

\*Complete the sentences with correct words :

1. Were chasing 2. Was doing 3. Were playing 4. Was riding

5. Were playing 6. Was climbing 7. Was chasing 8. Were washing

نشاط 2 :

\*Write the correct answers

1. The animals were chasing each other
2. The green fish were fighting
3. Amy and Rania were talking a funny film
4. Amy's parents were watching a film
5. The divers were watching dolphins

**\* Write the correct sentences :**

- 1- The mouse hid and watched the cat while the dog was chasing it .
  - 2- The tiger attacked the ox while it was eating.
  - 3- Ben's family lost their way while they were riding horses
  - 4- Amy's friend called a teacher while Amy was falling.
  - 5- The boat turned over while Amy and Ben were going down the river.
  - 6- Omar invited Bilal to play with while Ben was playing basketball.
-

## Model Exam for Unit ( 4 )

### A- Speaking

#### 1- What would you say in the following situation:

\* When you think someone makes something clever :

- a. poor you!      b. Hi      c. How wonderful !

when someone is in danger :

- a. How clever!      b. poor you!      c. thank you

### B- Reading

#### 2- Read the passage then answer the questions below :

Omar told Ben about a rescue film. It was great . A dolphin swam under a diver and pushed him to his boat . It rescued the diver when he got tired and stopped swimming. The dolphin kept him safe and he was fine .

#### A- Put ( / ) or ( X ) :

1- Omar told Ben about a rescue film. (   )

2- A dolphin swam under a diver . (   )

3- It pushed him to his car . (   )

#### B- Choose :

1- The film was ( great – boring ) .

2- The dolphin rescued the ( boat – diver ) .

3- The diver got ( tired – angry ) and stopped swimming.

4- The dolphin kept him ( dangerous - safe ) and he was fine .

#### C- Find out :

1- The meaning of well : \_\_\_\_\_

2- The opposite of : attack X \_\_\_\_\_ \* continued X

\_\_\_\_\_

3- An animal : \_\_\_\_\_ \* Name : \_\_\_\_\_

4- Past simple : \_\_\_\_\_

5- The words that rhyme with : **cold** : \_\_\_\_\_

\* **coat** : \_\_\_\_\_

6- The pronoun **him** refers to : \_\_\_\_\_

### 3. Fill in the spaces :

(other – mouse – safe – together – noise – funny )

1- It was not near the \_\_\_\_\_ oxen .

2- The \_\_\_\_\_ hid and watched the cat .

3- An angry man got up when he heard the \_\_\_\_\_ .

4- The dolphin kept the diver \_\_\_\_\_ .

5- Amy told Rania about a \_\_\_\_\_ cartoon .

6- The oxen need to stay \_\_\_\_\_ to be safe .

### 4\* Choose the correct answer :

1- The mouse hid and watched the while the dog ( was – were ) chasing it .

2- Dad arrived while my brothers ( was – were ) playing football .

3- The cat crashed into a tree while it ( was – were ) chasing the mouse .

4- While Sara and Huda ( was – were ) cooking , the baby cried .

5- While the big green fish ( was – were ) fighting , the orange fish took their food .

### 5\*Complete the sentences with correct words :

1. The man got angry while the animals \_\_\_\_\_ (chase ) each other .



2- Amy's parents watched a film while she \_\_\_\_\_ ( do ) her homework .

3- The accident happened while the boys \_\_\_\_\_ ( play ) football .

4- Omar fell down while he \_\_\_\_\_ ( ride ) his bike .

**6\* Write the correct answers :**

*What were they doing ?*

1- green fish / fight

---

2- amy and rania / talk / funny film

---

**7\* Write the correct sentences :**

1- the tiger attacked the ox                      it was eating

---

2- ben's family lost their way              they were riding horses

---

3- amy's friend called a teacher              amy was falling













---

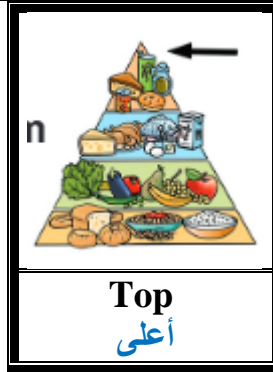
انتهت الأسئلة بحمد الله

(Vocabulary)

الأهداف :

1. أن يتعرف الطالب الى معاني الكلمات الجديدة.
2. أن يستخدم الطالب الكلمات الجديدة في جمل.

					
<b>Fizzy drink</b> مشروب غازي	<b>burger</b> برجر	<b>bottom</b> الأسفل	<b>because</b> لأن	<b>A little</b> قليل	<b>(good) advice</b> نصيحة جيدة
					
<b>sweet</b> حلو	<b>soup</b> حساء	<b>should</b> ينبغي	<b>prefer</b> تفضل	<b>(food) pyramid</b> هرم غذائي	<b>fried</b> المقلية



**\*\*بطاقة رقم (1) (Reading)****الاهداف :-**

1. أن يقرأ الطالب الدرس قراءة صحيحة .
2. أن يتعرف الطالب الى الهرم الغذائي و أنواع الطعام فيه
3. أن يتعرف الطالب الى الطعام الصحي و غير الصحي

❖ Ben told Amy about the food pyramid.

\* بن يخبر إيمي عن الهرم الغذائي

❖ The pyramid shows food we should/shouldn't eat

\* يظهر الهرم الطعام الذي يجب او لا يجب ان ناكله

❖ Ben gives Amy advice about food .

بن يقدم نصيحة عن الطعام لإيمي

**نشاط (1)**

**1- Read the passage then answer the questions below:**

The food pyramid shows you the food you should eat . The top of the pyramid shows foods you should only eat sometimes. The bottom of the pyramid shows foods you should always eat . So you should eat a little ice-cream because ***it's*** very sweet . But vegetable soup is good for you .

**A- Put (/) or (X) :**

- 1- The food pyramid shows you the food you should eat . ( )
- 2- The top of the pyramid shows foods you should always eat . ( )
- 3- You should eat lots of ice-cream . ( )
- 4- Vegetable soup is bad for you . ( )

**B- Choose :**

- 1- The top of the pyramid shows foods you should only eat ( sometimes – always ) .
- 2- The bottom of the pyramid shows foods you ( should – shouldn't ) always eat .
- 3- You should eat a little ice-cream because it's very ( salty - sweet ) .
- 4- Vegetable soup is ( bad – good ) for you .

**C- Find out :**

- 1- The meaning of some : \_\_\_\_\_ \* well :  
\_\_\_\_\_
- 2- The opposite of : top X \_\_\_\_\_ \* sometimes X  
\_\_\_\_\_
- 3- Food : \_\_\_\_\_
- 4- Present simple : \_\_\_\_\_
- 5- The words that rhyme with : meat : \_\_\_\_\_ \* shop :  
\_\_\_\_\_
- 6- The pronoun it's refers to : \_\_\_\_\_

الاهداف :-

1. أن يقرأ الطالب الدرس قراءة صحيحة .
2. أن يتعرف الطالب الى أنواع الطعام الصحي و غير الصحي طبقا للهرم الغذائي

<ul style="list-style-type: none"> <li>❖ Mr. Ali's class are talking about food           <ul style="list-style-type: none"> <li>• طلاب صف الاستاذ علي يتحدثون عن الطعام</li> </ul> </li> <li>❖ Mr. Ali shows his class diagram of healthy and not healthy food.           <ul style="list-style-type: none"> <li>• الأستاذ على يري طلابه مخططا للطعام الصحي والغير صحي</li> </ul> </li> <li>❖ He gives them good advice.           <ul style="list-style-type: none"> <li>* إنه يوجه لصفه نصائح جيد</li> </ul> </li> </ul>	
---	---

2- Read the passage then answer the questions below:

Mr Ali's class are talking about food. They can eat all the food but they should only eat a little of some foods. Rice and meat are good for you because **they** make you strong. That is good advice .

A- Put ( / ) or ( X ) :

- 1- Mr Ali's class are talking about rain . ( )
- 2- They can eat all the food . ( )
- 3- Rice and meat are good for you . ( )

**B- Choose :**

- 1- Mr Ali's class should only eat a little of ( some – all ) foods..
  - 2- Rice and meat make you ( weak - strong ) .
  - 3- That is ( bad - good ) advice .
  - 4- Do you like eating healthy food ? (Answer the question)
- 

**C- Find out :**

- 1- The meaning of speaking : \_\_\_\_\_
- 2- The opposite of : weak X \_\_\_\_\_  
shouldn't X \_\_\_\_\_
- 3- Food : \_\_\_\_\_
- 4- Present simple : \_\_\_\_\_
- 5- The words that rhyme with : eat : \_\_\_\_\_  
nice : \_\_\_\_\_
- 6- The pronoun they refers to : \_\_\_\_\_

الاهداف :-

1. أن يقرأ الطالب الدرس قراءة صحيحة .
2. أن يقول الطالب لماذا يجب او لا يجب أن يتناول بعض أنواع الطعام

<ul style="list-style-type: none"> <li>❖ Omar's family are eating . عائلة عمر يتناولون الطعام *</li> <li>❖ Mum gives Omar and Rania advice about healthy food. الأم تقدم لعمر ورانيا نصائح حول الطعام الصحي *</li> <li>❖ Dad says fried food is not healthy and makes you fat. الأب يقول أن الطعام المقلي غير صحي لأنه يسبب السمنة</li> </ul>	
---	--

## نشاط (1)

3- Read the passage then answer the questions below:

Mum thinks Rania and Omar should eat lots of fruit and vegetables because they are healthy . They shouldn't eat lots of fried food because it makes **them** fat. It's not healthy.

A- Put ( / ) or ( X ) :

- 1- Mum thinks Rania and Omar shouldn't eat lots of fruit and vegetables . ( )
- 2- Fruit and vegetables are healthy. ( )
- 3- Rania and Omar should eat lots of fried food . ( )

**B- Choose :**

- 1- Fruit and vegetables are ( healthy – unhealthy ) .
  - 2- Rania and Omar ( should - shouldn't ) eat lots of fried food .
  - 3- Fried food makes them ( thin – fat ) .
  - 4- Do you like eating lots of healthy food ?
- 

**C- Find out :**

- 1- The meaning of **much** : \_\_\_\_\_
- 2- The opposite of : **thin** X \_\_\_\_\_  
**a little** X \_\_\_\_\_
- 3- Healthy food : \_\_\_\_\_  
Unhealthy food : \_\_\_\_\_
- 4- Present simple : \_\_\_\_\_
- 5- The words that rhyme with : **cat** : \_\_\_\_\_  
**tried** : \_\_\_\_\_
- 6- The pronoun **them** refers to : \_\_\_\_\_




الاهداف :-

1. أن يقرأ الطالب الدرس قراءة صحيحة .
2. أن يتعرف الطالب الى المشروبات الصحية و غير الصحية

- ❖ The children are going on a picnic .
  - الأولاد يذهبون في نزهة
- ❖ They are choosing food and drinks for the picnic
  - الأولاد يختارون الطعام و الشراب للنزهة
- ❖ Fruit and vegetables are healthy but fizzy drinks and burgers are not .
 

الفواكه و الخضراوات طعام صحي و المشروبات الغازية و البيرجر ليست صحية



## نشاط (1)

Read the passage then answer the questions below :

Amy , Rania , Omar and Ben want to go on a picnic . Amy prefers healthy food . They should take some bread, vegetables, fruit and a little meat. **They** should take lots of water to drink because it's good for them . They shouldn't buy fizzy drinks because they are very sweet. Also burgers make them fat .

A- Put (/) or (X) :

- 1- Amy , Rania , Omar and Ben want to go on a picnic . ( )
- 2- Amy prefers unhealthy food. ( )
- 3- They should take lots of water . ( )

**B- Choose :**

- 1- Amy , Rania , Omar and Ben ( should – shouldn't ) take some bread, vegetables, fruit .
  - 2- They should eat ( lots of - a little ) meat.
  - 3- Water is ( bad - good ) for them .
  - 4- They shouldn't buy fizzy drinks because they are very ( salty – sweet ) .
  - 5- Should you eat lots of unhealthy food ?
- 

**C- Find out :**

- 1- The meaning of **need** : \_\_\_\_\_ \* **likes** : \_\_\_\_\_
- 2- The opposite of : **unhealthy** X \_\_\_\_\_ \* **give** X \_\_\_\_\_
- 3- Healthy food : \_\_\_\_\_ \* Unhealthy food : \_\_\_\_\_
- 4- Present simple : \_\_\_\_\_
- 5- The words that rhyme with : **brings**: \_\_\_\_\_ \* **make** :  
\_\_\_\_\_
- 6- The pronoun **They** refers to : \_\_\_\_\_

الأهداف:

أن يستخدم الطالب الكلمات في جمل صحيحة  
 أن يميز الطالب بين الطعام الصحي و غير الصحي

## نشاط (1)

\* Fill in the spaces :

( soup – fizzy drinks – food pyramid – because – sweet – top )

- 1- The \_\_\_\_\_ shows you the food you should eat .
- 2- The \_\_\_\_\_ of the pyramid shows foods you should only eat sometimes .
- 3- You shouldn't buy \_\_\_\_\_ because it's sweet .
- 4- Vegetable \_\_\_\_\_ is good for you .
- 5- You shouldn't eat lots of ice-cream because it's \_\_\_\_\_ .
- 6- Rice and meat are good \_\_\_\_\_ they make you strong

## نشاط (2)

\* Read and complete the sentences :

( a little – fried – should – bottom – good advice – prefers – burger )

- 1- You shouldn't eat lots of \_\_\_\_\_ food .
- 2- The \_\_\_\_\_ of the pyramid shows food you should always eat .
- 3- You \_\_\_\_\_ eat lots of fruit and vegetables .
- 4- When you go for a picnic you should take \_\_\_\_\_ meat .
- 5- Amy \_\_\_\_\_ healthy food .
- 6- You shouldn't eat lots of \_\_\_\_\_ because it makes you fat .
- 7- To eat healthy food , it's a \_\_\_\_\_ .

**\* Classify :**

( soup – ice-cream – water – fizzy drinks – vegetable – burger – fruit – fried food )

Healthy food	Unhealthy food
_____	_____
_____	_____
_____	_____
_____	_____

الأهداف:

أن يضع الطالب رقم الإجابة الصحيحة مقابل السؤال

نشاط (1)

**\* Match :**

- 1- What are Ben and Amy looking at ? ( ) Because it makes you fat .
- 2- Why does Mr Ali say meat and rice are good for Omar ? ( ) You should eat a little of ice-cream and fried food .
- 3- What food does Amy prefer ? ( ) Because they are very sweet
- 4- Why should you only eat a little fried food ? ( ) They are looking at a food pyramid .
- 5- Why are fizzy drinks not healthy ? ( ) Because meat and rice make him strong .
- 6- What foods should you only eat a little of ? ( ) She prefers healthy food .

الأهداف:

❖ أن يستخدم الطالب الزمن المضارع البسيط بصورة صحيحة

**ملاحظة :-**

تذكر عزيزي الطالب /ة أن تستخدم s للمفرد ( he/ she / it) + الفعل + s

للجمع ( they / you / we/ I ) + الفعل بدون s

## نشاط (1)

**\* Choose the correct answer :**

- 1- Food pyramid ( show – shows ) you the food you should eat .
- 2- You shouldn't ( eat – eats ) lots of unhealthy food .
- 3- Mum ( think – thinks ) Omar and Rania should eat lots of fruit and vegetables .
- 4- Omar's dad ( say – says ) fried food is not healthy .
- 5- Rice and meat ( is – are ) good for you .
- 6- Burger ( make – makes ) you fat .
- 7- Amy ( prefer – prefers ) healthy food .
- 8- Rania ( ask – asks ) why she shouldn't eat lots of fried food .
- 9- The children ( goes – go ) on a picnic .
- 10- They ( take – takes ) some bread , vegetables , fruit and a little food .

الأهداف:❖ أن يستخدم الطالب **should/shouldn't** لتقديم النصيحة❖ أن يستخدم الطالب المصدر بعد **should/shouldn't****1. Complete the sentences with correct verbs.**

## نشاط (1)

- 1- You shouldn't buy fizzy drink because it \_\_\_\_\_ ( be ) very sweet .
- 2- Rania , Omar , Amy and Ben \_\_\_\_\_ ( be ) friends .
- 3- They \_\_\_\_\_ ( want ) to go on a picnic .
- 4- Ice-cream \_\_\_\_\_ ( make ) you fat .
- 5- We should \_\_\_\_\_ ( drink ) lots of water .
- 6- Sara \_\_\_\_\_ ( prefer ) vegetable soup .
- 7- Rice and meat \_\_\_\_\_ ( be ) good for you .

## نشاط (2)

**2. Write the correct answers :*****What should / shouldn't I do ?*****Example :** eat / meat and rice**You should eat meat and rice .**

1- eat / lots of / fruit and vegetables

2- eat / burger

3- drink / lots of water

4- buy / chocolate and chips

5- take / fried food / on picnic

الأهداف:

❖ أن يستخدم الطالب **because** كأداة ربط بين جملتين.

**\* Write the correct sentences :**

**Example :** you / lots of salad / vegetables / healthy

**You should eat lots of salad and vegetables because they are healthy .**

1- you / rice and meat / make / strong

---

2- you / a little ice-cream / very sweet

---

3- you / burger / makes / fat

---

4- we / lots of water / good

---

😊😊GOOD LUCK😊😊



**Unit (6)  
Healthy food**

بطاقة (1) : نشاط 1:

\* Put (/) or (X) :

1. (/) 2.(X) 3. (X) 4. (X)

نشاط 2:

Choose :

1. Sometimes 2. Should 3. Sweet 4. Good

نشاط 3:

Find out

1. A little / good 2. Bottom / always 3. Vegetable soup  
4. Shows 5. eat / top 6. ice-cream

بطاقة (2) : نشاط 1:

\* Put (/) or (X) :

1. (X) 2.(/) 3.(/)

نشاط 2:

Choose :

1. All 2. Strong 3. Good 4. Yes I do

نشاط 3:

Find out

1. Talking 2. Strong / should 3. Meat 4. Make 5. Meat / rice 6. Rice and meat

بطاقة (3) : نشاط 1:

\* Put (/) or (X) :

1. (X) 2.(/) 3.(X)

نشاط 2:

Choose :

1. Healthy 2. Shouldn't 3. Fat 4. Yes I do

**Find out**

1.a lot of 2.Fat / lost of 3.Meat / fried 3.Eat 4.Fat / fried 5.Omar and Rania

**بطاقة (4) : نشاط 1:**

**\* Put (/) or (X) :**

1. (/) 2.(X) 3.(/)

**نشاط 2:**

**Choose :**

1. Should 2. A little 3.Good 4.Sweet 5.No, I shouldn't

**نشاط 3:**

**Find out**

1. Went / prefers 2.Healthy / take 3.Vegetables / burgers 4.Bug  
5.Drinks / take 6.Children

**بطاقة (4) : نشاط 1:**

**Fill in the spaces :**

1. Food pyramid 2.Top 3.Fizzy drinks 4.Soup 5.Sweet 5.Because

**نشاط 2:**

**\* Read and complete the sentences**

1. Fried 2.Bottom 3.Should 4.A little 5.Prefers 6.Burger 7.Good / advice

**نشاط 3:**

Healthy food	Unhealthy food
_____ soup _____	_____ ice-cream _____
_____ water _____	fizzy drink _____
_____ vegetable _____	_____ burger _____
_____ fruit _____	fried food _____

**\* Match**

( 4 )

( 6 )

( 5 )

( 1 )

( 2 )

( 3 )

**بطاقة (5) : نشاط 1:**

**\* Choose the correct answer**

1. Shows 2. Eat 3. Thinks 4. Says 5. Are 6. Makes 7. Prefers  
8. Asks 9. Go 10. Take

**بطاقة (6) : نشاط 1:**

**Complete the sentences with correct verbs**

1. is 2. are 3. want 4. makes 5. drink 6. prefers 7. are

**بطاقة (7) : نشاط 1:**

**\* Write the correct answers**

1. You should eat lots of fruit and vegetables  
2. You shouldn't eat lots of burger  
3. You should drink lots of water  
4. You shouldn't buy chocolate and chips  
5. You shouldn't eat fried food on picnic

**نشاط 2:**

**Write the correct sentences :**

1. You should eat rice and meat because it makes you strong  
2. You should eat a little ice-cream because it's very sweet  
3. You shouldn't eat lots of burger because it makes you fat  
4. We should drink lots of water because it's good

**بطاقة (7) : نشاط 1:**

## Model Exam for Unit ( 6 )

### A- Speaking

**1-Complete the following dialogue:-**

( soup – food pyramid – sweet – fried )

Ben : what's this ?

Omar : It's the ----- , it shows you the food You should eat.

Ben : should I eat ice-cream ?

Omar : yes, but a little because it's very -----.

Ben : I like ----- food.

Omar : vegetable ----- is healthy.

### B- Reading

**2- Read the passage then answer the questions below :**

Mum thinks Rania and Omar should eat lots of fruit and vegetables because they are healthy . They shouldn't eat lots of fried food because it makes them fat. It's not healthy.

**A- Put ( / ) or ( X ) :**

1- Mum thinks Rania and Omar shouldn't eat lots of fruit and vegetables . ( )

2- Fruit and vegetables are healthy. ( )

3- Rania and Omar should eat lots of fried food . ( )

**B- Choose :**

1- Fruit and vegetables are ( healthy – unhealthy ) .

2- Rania and Omar ( should - shouldn't ) eat lots of fried food .

3- Fried food makes them ( thin – fat ) .

4- Do you like eating lots of healthy food ?

**C- Find out :**

- 1- The meaning of **unhealthy** : \_\_\_\_\_
- 2- The opposite of : **thin** X \_\_\_\_\_ \* **a little** X  
\_\_\_\_\_
- 3- Healthy food : \_\_\_\_\_ \* Unhealthy food :  
\_\_\_\_\_
- 4- Present simple : \_\_\_\_\_
- 5- The words that rhyme with : **cat** : \_\_\_\_\_ \* **tried** :  
\_\_\_\_\_
- 6- The pronoun **them** refers to : \_\_\_\_\_

**3. Fill in the spaces :**

(fizzy drinks –top –good advice – a little – prefers– bottom )

- 1- The \_\_\_\_\_ of the pyramid shows foods you should only eat sometimes
- 2- You shouldn't buy \_\_\_\_\_ because it's sweet .
- 3- The \_\_\_\_\_ of the pyramid shows food you should always eat .
- 4- When you go for a picnic you should take \_\_\_\_\_ meat .
- 5- Amy \_\_\_\_\_ healthy food .
- 6- To eat healthy food , it's a \_\_\_\_\_ .

**4\* Choose the correct answer :**

- 1- Food pyramid ( show – shows ) you the food you should eat .
- 2- You shouldn't ( eat – eats ) lots of unhealthy food .
- 3- Mum ( think – thinks ) Omar and Rania should eat lots of fruit and vegetables .
- 4- Rice and meat ( is – are ) good for you .
- 5- Burger ( make – makes ) you fat .

**4 \*Complete the sentences with correct verbs :**

1- You shouldn't buy fizzy drink because it \_\_\_\_\_ ( be ) very sweet .

2- Rania , Omar , Amy and Ben \_\_\_\_\_ ( be ) friends .

3- They \_\_\_\_\_ ( want ) to go on a picnic .

4- Ice-cream \_\_\_\_\_ ( make ) you fat .

5- We should \_\_\_\_\_ ( drink ) lots of water .

**5\* Write the correct answers :**

*What should / shouldn't I do ?*

1- eat / lots of / fruit and vegetables

---

2- eat / burger

---

3- drink / lots of water

---

4- buy / chocolate and chips

---

**6\* Write the correct sentences :**

1- you / rice and meat / make / strong

---

2- you / a little ice-cream / very sweet

---

ثم بحمد الله

## I-Listening

### 1-Listen and circle the word you hear:

- 1- love - may - harvest
- 2- useful - wise - soap
- 3- oil - dish - north
- 4- hundred - thousand - million

الأهداف

### تلخيص المحتوى:

يتضمن شروحات بسيطة / أو خرائط مفاهيمية / أو أشكال توضيحية / أو قواعد وقوانين:

### الأنشطة والتدريبات:

## I-Listening

### 1-Listen and circle the word you hear:

- 1- love - may - harvest
- 2- useful - wise - soap
- 3- oil - dish - north
- 4- hundred - thousand - million

### 2-Listen and number the pictures as you hear



### 3-Listen and tick ( ) the sentence you hear:

- 1- a- Lots of olive trees are in the north of Palestine. ( )  
 b- Lots of olive trees are in the south of Palestine. ( )
- 2- a- There are hundreds of olive trees in Palestine. ( )  
 b- There are millions of olive trees in Palestine. ( )
- 3- a- We use olive oil in some dishes. ( )  
 b- We use olive oil in many dishes. ( )

### II-Speaking

4-Match ( A ) with ( B ) :

(A)		(B)
a- What trees are grown in Palestine?	( )	Soap is made from olive oil.
b- How many olive trees are there in Palestine?	( )	There are more than 150 years old
c- Is olive oil useful?	( )	There are millions of olive trees.
d- What is made from olive oil?	( )	Olive trees are grown in Palestine
e- How old are some olive trees?	( )	Yes, it is.

### 5-Complete the dialogue from the box:

<b>Olives</b>	<b>- trees</b>	<b>- old</b>	<b>- 150</b>
---------------	----------------	--------------	--------------

Omar : Are these trees very .....?

Grandpa : yes, they are.

Omar : How old are these .....?

Grandpa : They are more than.....  
 years old.

Omar : Can we harvest.....from  
 them?

Grandpa : yes, we can.





### III-Reading:

#### 6-Read the passage then answer the question:

Omar and Rania are visiting their grandfather's olive farm. Some olive trees are very old but you can harvest olives from them. Rania and her grandmother are in the kitchen. They are talking about olives. Olives are very useful. There are millions of olive trees in Palestine. Lots of them are in the north of Palestine. Omar's grandfather is wise because he knows that olives are very healthy.

#### A-Answer the following questions:

1- Who is visiting their grandfather's olive farm?

.....

2- Are olives very useful?

.....

3- Why is Omar's grandfather wise?

.....

#### B) Read and complete:

1- Some olive trees are very .....

2- Rania and her .....are in the kitchen.

3- There are .....of olive trees in Palestine.

#### C) Put ( T ) or ( F ) :

1- Olives are very unhealthy. ( )

2- Omar and Rania are visiting their grandfather's olive farm. ( )

3- There are thousands of olive trees in Palestine. ( )

4- Olives are very useful. ( )

#### D) Find in the passage:

1- A name of \* country.....\*fruit.....

\* room.....\* direction.....

2- Two present verbs \* .....\*

3- The underlined (He) refers to\*.....

4- The opposite of \*(new).....\*(all).....

\*(useless).....\*(unhealthy).....

Omar and Rania are visiting their grandfather's olive farm. Some olive trees are very old but you can harvest olives from them. Rania and her grandmother are in the kitchen. They are talking about olives. Olives are very useful. There are millions of olive trees in Palestine. Lots of them are in the north of Palestine. Omar's grandfather is wise because **he** knows that olives are very healthy.

## IV-Vocabulary:

### 7-Match the words with the pictures:

a- may



b- harvest

c- olive oil



d- dish



e- useful

### 8-Finish the sentences with words from the box below:

wise - millions - oil - soap - useful - north - harvest

1- We can make .....things from olive.



2- There are .....of olive trees in Palestine.

**1,000,000**

3- He can .....olives from olive trees.



4- You need to press the olives to get the olive .....



5- Many olive trees grow in the .....of Palestine.



6- We use.....to clean our hands.



7- Omar's grandfather is .....



### 9-Odd one out:

1- million - thousand - hundred - number .....

2- know - pressed - harvest - get .....

## VI-Language:

### 10-Think and write correct questions using (may I):



1- Open the window

.....



2-Change my place and sit with my friend

.....



3- Come in

.....



4-Help you carry the books

.....

## V-Writing:

### 11-Re –arrange the words to make correct sentences:

1- come - please - can - I - in ?

.....

2- mobile - use - can - I - your - please ?

.....

3- can - play - I - a game - please ?

.....

4- use - your - can - I - book - please ?

.....

5- can - use - I - your - please - pencil ?

.....

6- can - help - you - I - please ?

.....

### 12-Copy the sentence

Palestine                      is                      our                      country

-----

-----

-----

-----

(Listening)

\*Listen and choose the correct answers:

- Rania loves olives, she said 'May I **try** / **tries** one?'
- There **were** / **are** millions of olive trees in Palestine.
- **May** / **Must** I open the window?
- You **press** / **harvest** the olives to get olive oil.

(Speaking)

\*Complete the dialogue:

What - olive - good afternoon - thank - Yes - Amal - oil - soap

**Maha:** Good afternoon.....

**Amal :** ..... Maha

**Maha :** Is there an ..... tree in your house?

**Amal:**..... .

**Maha :** ..... useful things can you make from olive trees?

**Amal :** we can get olive ..... from olives.

**Maha :** And what do you use olive oil for?

**Amal:**We make medicines and.....

**Maha :** ..... you Amal.

\*What would you say?

1-I help you doing your homework "offer help "

---

2- You agree for an offer:

**No, thanks – I'm sorry – Yes, of course**

(Reading)

**\*Read the passage and answer the questions below:**

Palestine is the land of olive trees. Palestinians have grown olives for more than 5000 years. Olives are very useful and their oil is very healthy .We use olive oil to make soap and some medicines . There are millions of olive trees in Palestine. Lots of them in the north of Palestine.

**\*Answer the following questions**

-How many olive trees are there in Palestine?

-----

-What can we make from olive oil?

-----

-Where can we find the most of olive trees in Palestine?

-----

**\*Put true or false \***

1- Palestine is the land of lemon trees. ( )

2- Palestinian have grown olives for 500 years. ( )

3- Olive oil is very healthy. ( )

**Get from the passage-**

- The opposite of unhealthy..... south..... useless.....

- Two verbs .....,.....

- A country.....

(Vocabulary)

\*Choose and complete

May \_ soap \_ millions \_ useful \_ north \_ wise \_ dishes

- 1- Palestinians make ..... from olive oil.
- 2- ..... I help you
- 3- There are ..... of olives trees in Palestine.
- 4- Olive oil is very .....
- 5- Most of the olive trees are in the ..... of Palestine.
- 6- Palestinians use olive oil in many .....
- 7- This old man is .....

\*Classify the following

olive - north - hundred - tomato - south - thousand - potato - east - twenty

numbers	directions	vegetables

(structure)

\*Write the correct form :

- 1- Most of the olive trees ----- (be ) in the north of Palestine.
2. Some olive trees -----( be ) more than 150 years old.
3. Palestinians ----- (made ) soap from olive oil.
4. May I ----- ( drinks ) some water, please
5. Would you like----- (going) to the cinema?

(Writing)

\*Do as show in brackets

1- ( the – is – Palestine –of – land – trees – olive ) " Re-arrange"

---

2- fish – meat – medicine – rice.

" odd one out"

---

\*Write correctly:

– what can you see in the farm

-----

– how interesting may I help you grandpa

-----

– most of the olive trees are in the north of Palestine

-----

المادة السمعية لاختبار الوحدة السابعة

Unit 7: Listen and choose the correct answers.

– Rania loves olives, she said 'May I **try** one?'

– There **are** millions of olive trees in Palestine.

– **May** I open the window?

–You **press** the olives to get olive oil.

**Unit 7**

**1-Listen and circle the word you hear:**

1- may.

2- useful.

3- north.

4- million.

**2-Listen and number the pictures as you hear:**

a-soap.

b-north.

c-love.

d-oil.

**3-Listen and tick ( ) the sentence you hear:**

1- a- Lots of olive trees are in the north of Palestine.

2- b- There are millions of olive trees in Palestine.

3- b- We use olive oil in many dishes



I-Listening

الأهداف

## I-Listening:

### 1-Listen and circle the word you hear:

- 1- boil – smell – ready  
 2- garlic – grass – pepper  
 3- must – hungry – sign  
 4- fire – stone – salt

### 2-Listen and number the pictures as you hear:







### 3-Listen and tick ( ) the sentence you hear

- 1-a- Ben's mum is making a potato dish for a picnic. ( )  
 b- Ben's mum is making a tomato dish for a picnic. ( )  
 2- a- Ben and Omar are at the garden. ( )  
 b- Ben and Omar at the park. ( )  
 3- a- Ben is helping his mum in the kitchen. ( )  
 b- Amy is helping his mum in the kitchen. ( )

## II-Speaking:

4-Match ( A ) with ( B ) :		
( A )		( B )
a- Where are Rania and Amy's families going?	( )	He is adding salt in the potatoes.
b- What does Rania's mum make?	( )	The chicken.
c- What mustn't you do in the park?	( )	She makes a cake.
d- What is Ben doing in the kitchen?	( )	They are going to the park.
e- What smelled good?	( )	You mustn't pick flowers.

### 5-Complete the following dialogue:

**salt**                      - **help**                      - **potato**                      - **yes**

Ben : What are you doing?


Ben's mum : I'm doing a .....dish.

Ben : Could I .....please?

Ben's mum : .....of course.

Ben : What should I do?

Ben's mum : Add lots of.....and pepper



**6-Read the passage then answer the questions:**

Ben's mum is making a potato dish for the picnic. Ben is helping his mum in the kitchen. Ben and Omar are at the park. These signs say you must not walk on the grass and you must not make fires. Rania, Amy and their mums are in the park. They are getting the picnic ready. The mothers are talking about the things **they** should do to make nice picnic food.

**A-Answer the following questions:**

1- What is Ben's mum making?

.....

2- Where are Ben and Omar?

.....

3- Who is helping his mum in the kitchen?

.....

**B) Read and complete:**

1- You must not walk on the.....

2- You must not make.....

3- Rania, Amy and their mums are in the .....

**C) Put ( T ) or ( F ) :**

1- Ben is helping his mum in the kitchen. ( )

2- Ben's mum is making a tomato dish. ( )

3- Ben and Omar are at the park. ( )

4- You must walk on the grass. ( )

**D) Find in the passage:**

1- A name of \* Room.....\*

Vegetable.....

2- Two present verbs \*

.....\*

3- The underlined (**They**) refers to .....

4- The opposite of \* (mustn't).....\* (shouldn't)

.....

**IV-Vocabulary:**

**7-Match the words with the pictures:**


a- smell

b- fire

c- hungry

d- boil

e- garlic



**8-Finish the sentences with words from the box below:**

**Grass – pepper – salt – stones – fire – hands – boil**

1-You must add lots of .....to the potatoes.



2- You need to .....the water.



3- The boy is washing his .....before eating.



4- You mustn't add lots of salt and.....



5-My brother played with .....and flowers yesterday.



6- You mustn't make a.....



7- You mustn't walk on the .....



### VI-Language:

#### 9-Choose the correct answer:

1- This sign says you (must – mustn't) walk on the grass.



2- This sign says you (must – mustn't) make a fire.



3- This sign says you (must – mustn't) wash your hands.



4- This sign says you (must – mustn't) run.



5- This sign says you (must – mustn't) be quiet.



6- This sign says you (must – mustn't) pick the flowers.



7- This sign says you (must – mustn't) ride your bicycle here.



**10-Choose the correct answer:**

- 1-Ben's mum (make – is making) a potato dish for the picnic now.
- 2-You (must – mustn't) ride your bicycle here.
- 3-Ben and Omar (are – is) at the park.
- 4-last weekend Ben (go – went) to the park.
- 5-You (must – mustn't) wash your hands before eating.
- 6-You must not (walk – walks ) on the grass.
- 7-You must not (made – make) a fire here.
- 8-You (must – mustn't) pick flowers from the garden.
- 9-You (must – mustn't) wash your hands.
- 10-You (must – mustn't) make a fire.

**V-Writing**

**11-Re –arrange the words to make correct sentences:**

1- help – could – you – me – wash – dishes – the?

.....

2- help – me – could – make – soap – you?

.....

3- me – could – you – help – press – olives – the ?

.....

4- I – help – please – could?

.....

**12-Punctuate:**

1-be quiet im reading a book

.....

2-you mustnt play the piano in the class

.....

3-Bens mum is making a potato dish for the picnic

.....





**13-Copy the sentence:**

Palestine                      is                      our                      country

-----  
-----  
-----  
-----

(Listening)

\*Listen and number the pictures:

				
( )	( )	( )	( )	( )

\*Complete the following dialogue:

be – healthy – Good morning – of course – Get – Could – must

Ben : Good morning, mum .

Mum:-----, Ben.

Ben : ----- I help you, please?

Mum: Yes, -----.

Ben : Could I add salt and pepper to the potatoes ?

Mum: Yes, but ----- careful. Don't add lots of salt and pepper. It's not -----.

Ben: OK, mum. ----- ready Amy. You ----- wash your hands.

\*Read and answer the questions below:

"Amy, Ben and their mum are in the kitchen. Their mum is making a fish dish for the picnic. Amy and Ben were helping **their** mum. Their mum said to Amy " you must fry the fish in hot oil". She said to Ben " you mustn't add a lot of salt " . It was a great dish.



1- Where are ben and Amy?

-----

2- What's Amy's mum doing?

-----

3-Where are they going?

-----

4- What did Amy's mum say to her?

-----

**\*Get from the passage:**

1- a place: .....

2- an adjective:.....

3- two verbs:....., ..... 4- a word that rhymes **cry**: .....

5- the underlined pronoun (**their**) refers to: ( **Amy – mum– Ben and Amy**)

**\*Put (T) or (F):**

1- Mum is making a kebabs dish for the picnic. ( )

2- Mum said to Ben "you must add lots of salt". ( )

3- The fish was a great dish. ( )

**\*What would you say?**

**1- You want the others to prepare themselves for dinner:**

a- Sorry!

b-Don't walk there

c- Get ready.

2- You make something wrong:

a- Be careful! b- Thank you c Sorry!

3- Eat in class. (give advice)

-----

4- Come to my birthday party. ( make invitation)

-----

( Vocabulary)

\*Choose and complete:

grass – boil – sign – careful – smells – stones – must – pepper

1- This ..... says 'Be quiet'

2- You mustn't walk on the.....

3- You ..... Wash your hands.

4- Lots of salt and ..... is not healthy.

5- Ben's mum told him ' Be.....'

6- This soup ..... delicious.

7 – Rania played with flowers and.....

8- You ..... the water before you add the sugar.

(Language)

\*Complete with the correct words:

1. Last weekend Omar's family ----- ( go ) to the park.

2. Yesterday Omar's mum ----- ( make ) a fried chicken dish.

3. Last Friday Amy ----- ( ride ) her bike.

4. Yesterday Ben ----- ( add ) lots of salt to the potatoes.

5. Last Friday, mum ----- ( cook ) a chicken fish. It

----- ( smell ) good.

**\*Choose:**

1. You mustn't ( **walks – walk** ) on the grass.
2. Could you ( **helps – help** ) me wash the dishes, please ?
3. You must ( **wash – washes** ) your hands before eating.
4. You mustn't ( **swim – swims** ) here. It's dangerous.
5. Could you ( **puts – put** ) these books away, please?

**(Writing)**

**\*Re-arrange:**

1. help / make / soap / you / May / I ?
- 

2. I / have / some / water/ May?
- 

**\*Write correctly:**

1. be quiet im doing my homework
- 

2. you mustnt play the piano when your dads sleeping
- 

3. oh no be careful omar look at that sign
- 

**The End**

**Unit 8: Listen and number the pictures:**

- 1- You mustn't pick flowers.
- 2- You mustn't walk on the grass.
- 3- You mustn't make fire.
- 4- You mustn't run here.
- 5- You must wash your hands.

## Unit 8

### 1-Listen and circle the word you hear:

1- smell.

2- garlic.

3- sign.

4- fire.

### 2-Listen and number the pictures as you hear:

1-You mustn't make a fire.

2-You mustn't wash your hands.

3-You mustn't pick the flowers.

4-You mustn't walk on the grass.

### 3-Listen and tick ( ) the sentence you hear:

1- a- Ben's mum is making a potato dish for a picnic.

2- b- Ben and Omar at the park.

3- a- Ben is helping his mum in the kitchen.