



State of Palestine  
Ministry of Education  
& Higher Education

NEW  
EDITION

# English for Palestine

STUDENT'S BOOK & WORKBOOK **1A**

#### Authorship & Curriculum Supervisory Committee

Mr Ali Manassra (General Supervision)	Ministry of Education
Mr Othman Diab Amer (Coordinator)	Ministry of Education
Mrs Reem Ayoush	Ministry of Education
Dr Samir M Rammal	Birzeit University
Dr Hazem Y Najjar	Bethlehem University
Ms Fatimah Easa Qassem	Ministry of Education
Mr Omar Abdullah Sabbah	Ministry of Education
Mr Imad Abdullah Jbour	Ministry of Education
Mr Hassan Kharableyeh	Ministry of Education
Ms Rula Naji Khalil	Ministry of Education
Ms Sana Abed Wazwaz	Ministry of Education
Ms Tharwat Shukri	Ministry of Education
Mr Mohammad Nassar	Ministry of Education

**Authorship Supervisory Committee (original edition)**

Dr Hazem Y Najjar (Head)	Bethlehem University
Dr Salem Aweiss	Birzeit University
Dr Omar Abu Al-Hummos	Al-Quds University
Mr Othman Diab Amer (Rapporteur)	Ministry of Education

**English Language Curriculum Team (original edition)**

Dr Hazem Y Najjar	Bethlehem University
Dr Salem Aweiss	Birzeit University
Dr Omar Abu Al-Hummos	Al-Quds University
Dr Odeh J Odeh	Al-Najah University
Dr Samir M Rammal	Hebron University
Dr Nazmi Al-Masri	Gaza Islamic University
Ms I'tidal Abu Hamdiyah	Ministry of Education
Ms Majedah Dajani	Ministry of Education
Mr Imad Jabir	Hebron University
Mr Suhail Murtaja	Ministry of Education
Mr Othman Diab Amer (Rapporteur)	Ministry of Education

# Contents

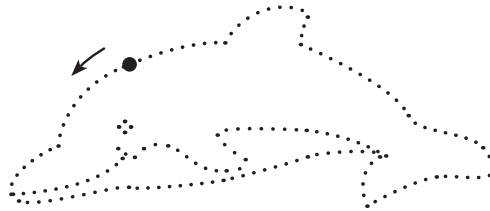
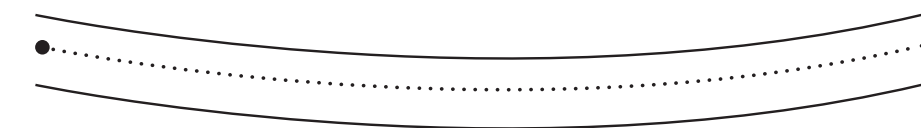

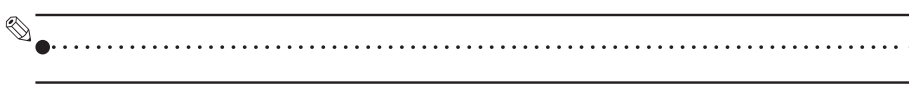
Unit and contexts	Language	page
<b>1 Hello!</b> <ul style="list-style-type: none"><li>– Greeting people</li><li>– Saying your name</li></ul>	<i>hello, hi, goodbye, bye, good morning, good afternoon</i>  <i>What's your name? My name's Tala.</i>	<b>4</b>
<b>2 Let's eat!</b> <ul style="list-style-type: none"><li>– Talking about food</li><li>– Using numbers</li></ul>	<i>nut, olive, melon, date, egg, bread, cheese</i> <i>1, 2, 3</i>	<b>10</b>
<b>3 Animals</b> <ul style="list-style-type: none"><li>– Talking about animals</li><li>– Using numbers</li></ul>	<i>insect, goat, rabbit, cat, kitten, lion, zebra, dog</i> <i>4, 5, 6</i>	<b>16</b>
<b>4 My body</b> <ul style="list-style-type: none"><li>– Talking about parts of the body</li><li>– Using numbers</li></ul>	<i>head, hand, finger, leg, face, nose, mouth</i> <i>7, 8, 9, 10</i>	<b>22</b>
<b>5 Revision</b>	Revision of the language in Units 1–4	<b>28</b>
<b>6 My classroom</b> <ul style="list-style-type: none"><li>– Talking about classroom items</li><li>– Saying what things are</li></ul>	<i>board, teacher, pencil, book, bag, desk</i>  <b><i>What's this? It's a pencil.</i></b>	<b>34</b>
<b>7 My family</b> <ul style="list-style-type: none"><li>– Talking about family</li><li>– Saying who someone is</li></ul>	<i>Mum, Dad, sister, brother, baby, me</i>  <b><i>Who's this? This is Tala / my brother.</i></b>	<b>40</b>
<b>8 Let's drink!</b> <ul style="list-style-type: none"><li>– Talking about drinks</li><li>– Saying what things are</li></ul>	<i>water, milk, tea, coffee, apple juice, orange juice</i>  <b><i>What's this? It's water.</i></b>	<b>46</b>
<b>9 Revision</b>	Revision of the language in Units 6–8	<b>52</b>
<b>Picture dictionary</b>		<b>58</b>
<b>The alphabet</b>		<b>62</b>

1 Listen and find.  

2 Listen and say.  

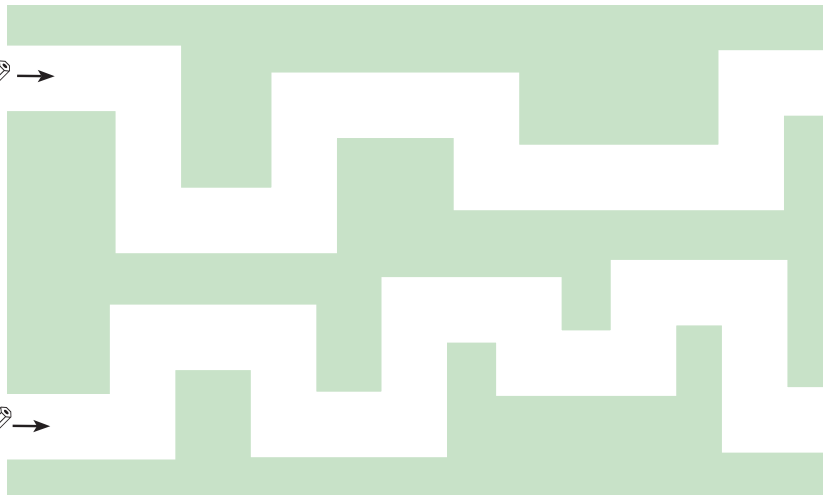


1



2


Trace and find. Say.



## Unit 1 Period 3

1 Say and match. 

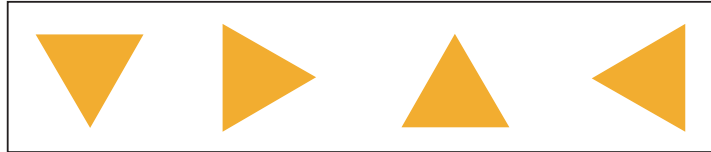
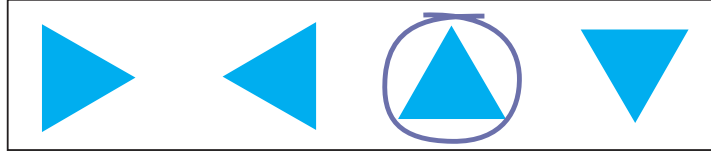
2 Listen and say.  



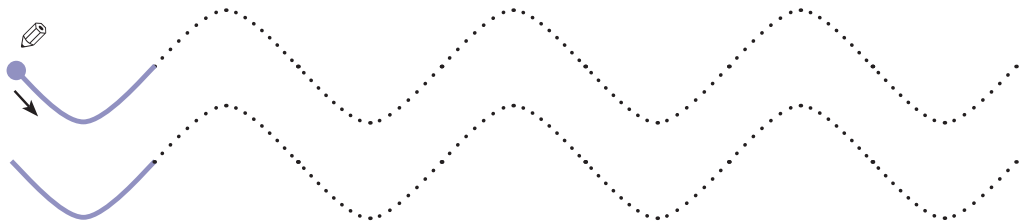
3 Say. 

6

## 1 Find and circle.




## 2 Trace.



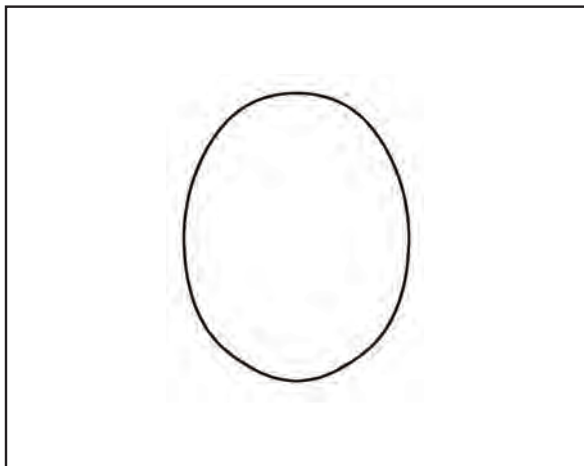
## 3 Sing.

## Unit 1 Period 5

1


Listen and say.  

2


Draw and colour. Say.  



1 Trace and find. Say.   



2 Trace and find. Say.   



3 Play. 



## LANGUAGE PRESENTATION 10

nut, melon, egg, date, olive

1




nut nut melon melon olive olive egg egg date date

2




nut, melon, olive, egg, date



3


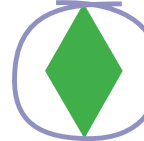


one, two, three



1

Find and circle.



2

Trace and copy.



## Unit 2 Period 3




1

Listen and find. Say.



2

Listen and write.



3

Count and write.




1 Match. 



1

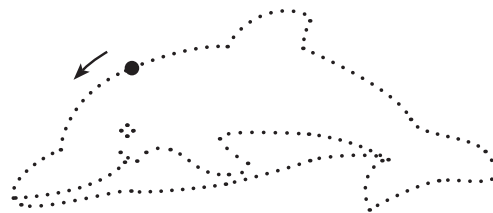
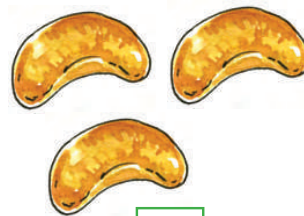


2



3


2 Count and write. 



## Unit 2 Period 5

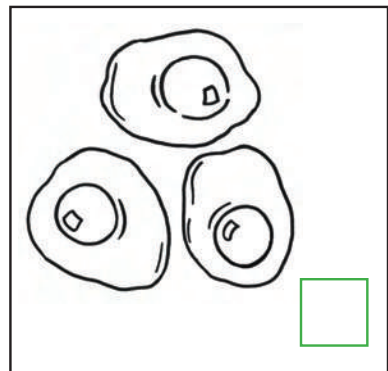
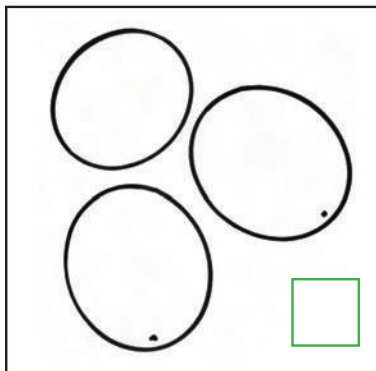
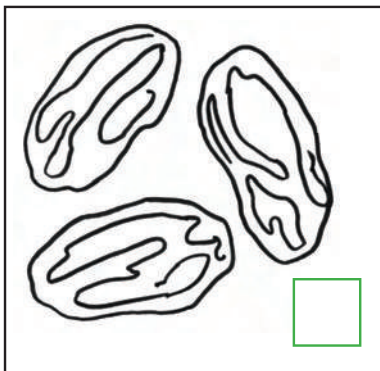
1 Count and write. 

2 Listen and say.  

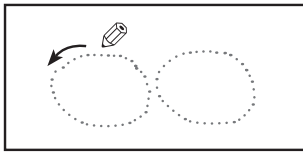
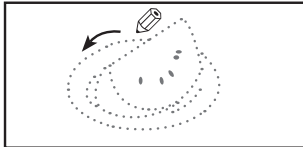


3 Listen. Write and colour.  

1 2 3



























1 Trace and match. 



2

3

2 Find and circle. Say.   

3 Play. 



UNIT  
3

20

# Animals

Period 1


1 Listen and find.  


2 Listen and say.  




3 Listen and say.  

1 2 3 4 5 6

4 

5 

6 

16



4 5 6



1 Trace and copy. 


4 5 6

Tracing practice for numbers 4, 5, and 6. Each row shows a number with stroke order arrows and numbers, followed by two faint copies for tracing. The bottom row shows the numbers 4, 5, and 6 for copying.



2 Match. 

Matching exercise. On the left, numbers 1, 2, and 3 are connected by a blue line to boxes containing three goats, a girl, and two cats respectively. On the right, numbers 4, 5, and 6 are next to boxes containing five cats, six beetles, and four rabbits respectively.


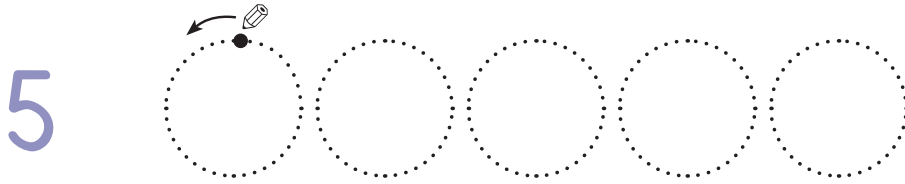
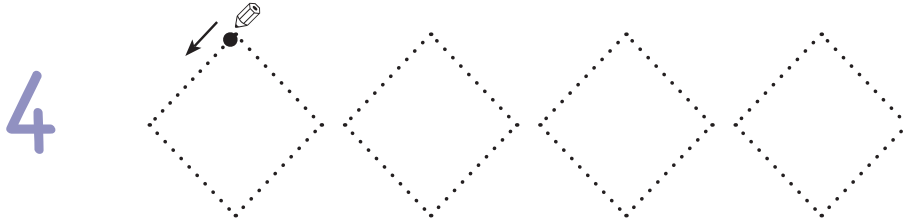
## Unit 3 Period 3

1 Listen. Say and do.  2 Listen and write.  


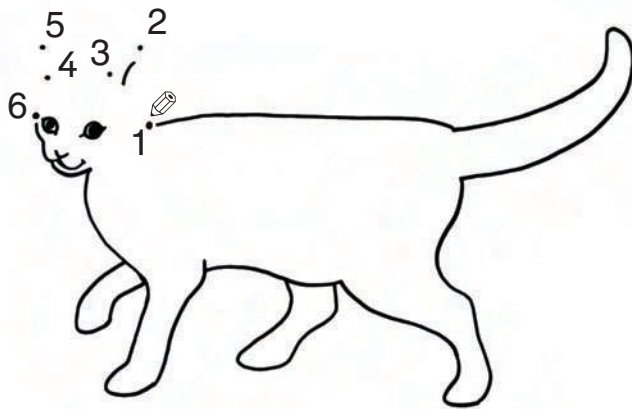
4

3 Say and do. 

1 Count and trace. 



2 Join. Say.  




3 Sing.  27

1 Listen and circle.  



2 Find and say. Listen.   



1 Trace and complete. Copy. 

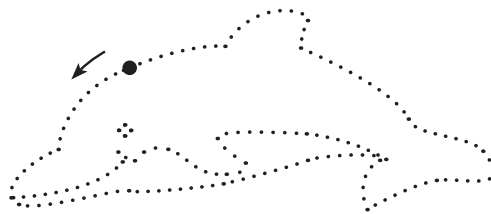
| ... 3 ... 5 6

\_\_\_\_\_

\_\_\_\_\_

\_\_\_\_\_

2 Count and write. 



3 Play. 

In Unit 3 children learned: to talk about animals



# UNIT 4

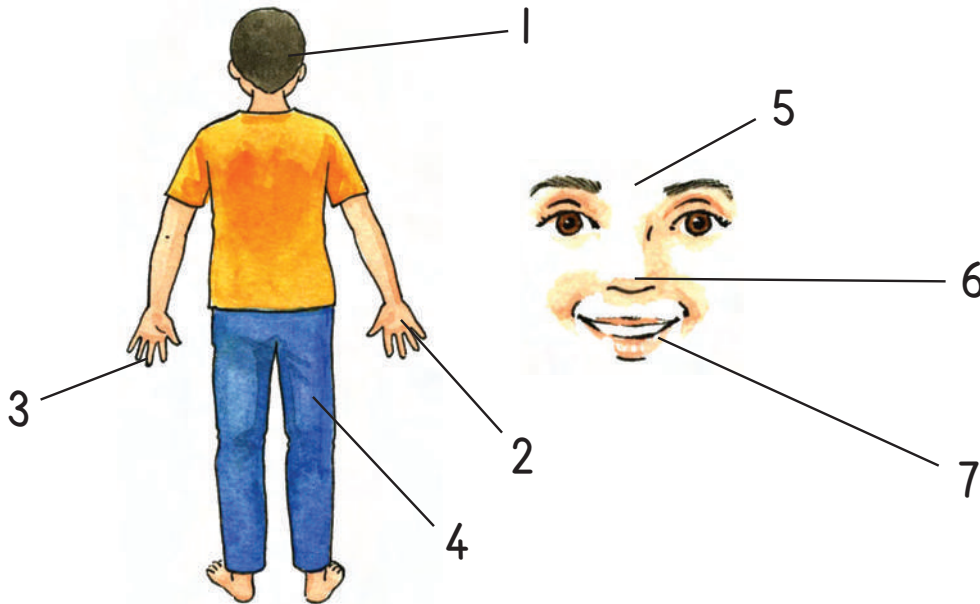
## My body

Period 1

1 Listen and touch.  32

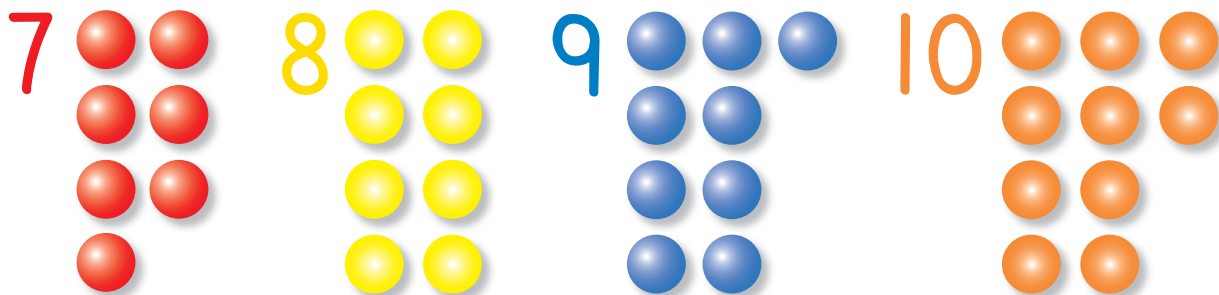


2 Listen and say.   33



3 Listen and say.   34


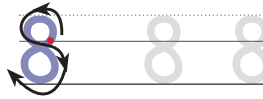
1 2 3 4 5 6 7 8 9 10




22

 7 8 9 10

1 Trace and copy. 



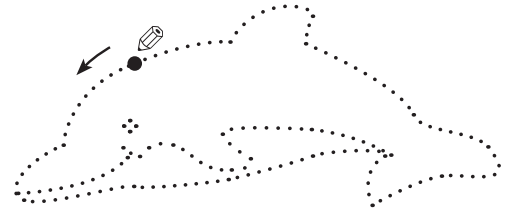
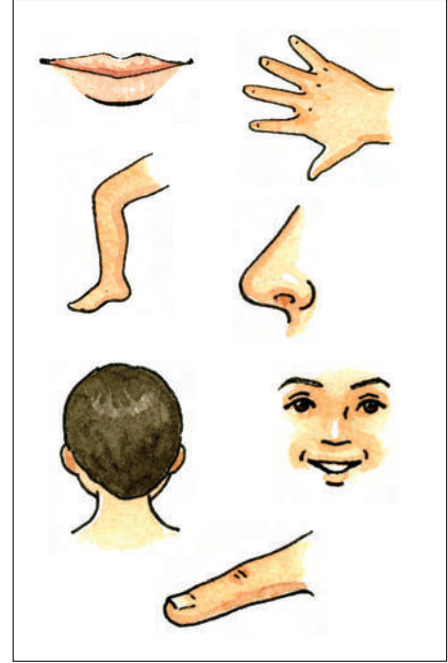
2 Trace and find. Say.   



## Unit 4 Period 3

1

Colour. Find and say.



2

Listen. Touch and say.



3

Listen and write.



8







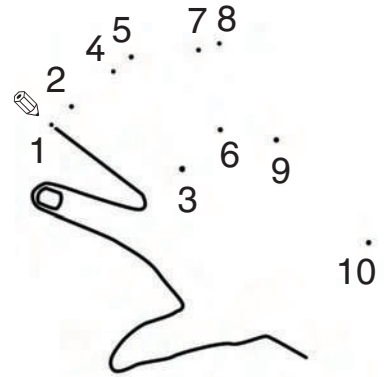

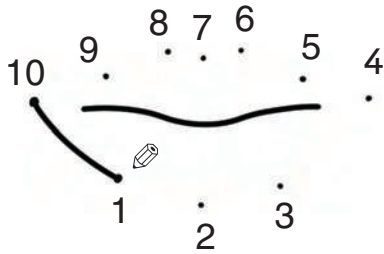




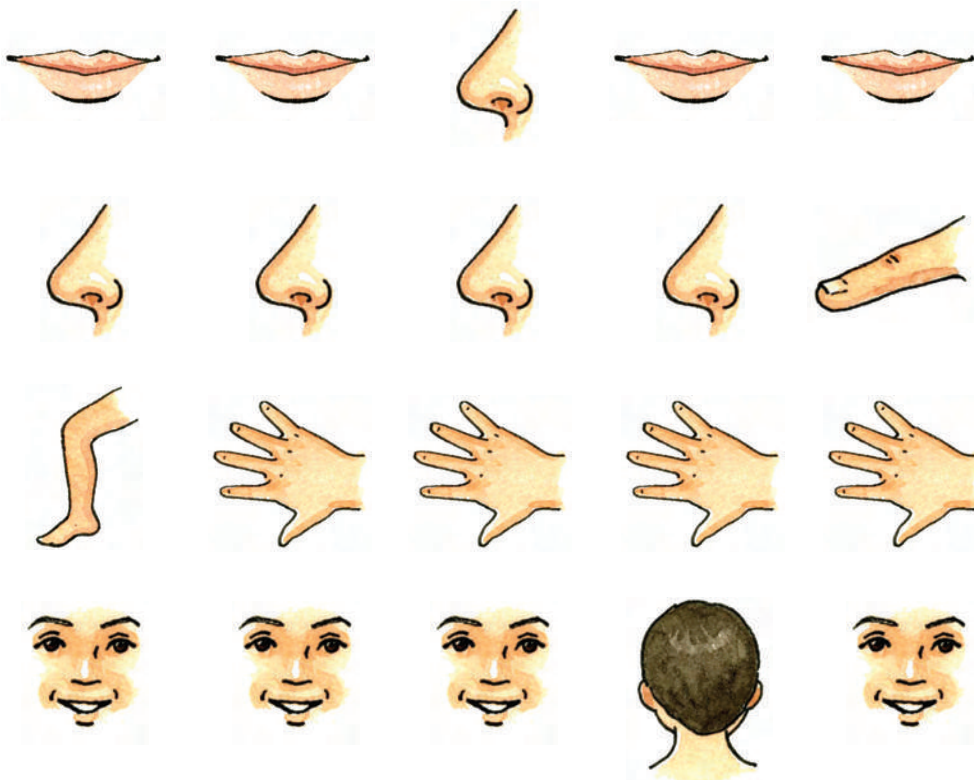

24



1 Join. Say.



2 Find and circle.



3 Sing. <sup>38</sup>




## Unit 4 Period 5

1 Listen and say.  



2 Listen and complete.  

1 2 ... .. 5 6 ... 8 ... ..

3 Count and write. 



 =      =      =

 =      =

1 Trace and complete. Copy. 


1 ... 3 ... 5 ... 7 ... .. 10


.....


.....


.....


2 Count and circle. 











3 Play. 

In Unit 4 children learned: to talk about parts of the body

1 Listen and find.  

2 Listen and say.  

3 Count and write. 



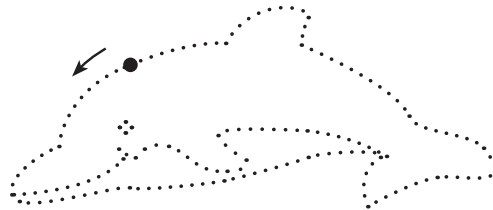


1 2 3 4 5

1 2 3 4 5

6 7 8 9 10

6 7 8 9 10




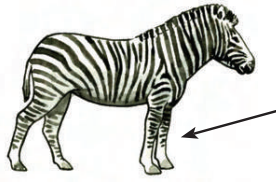
1

Listen and say.

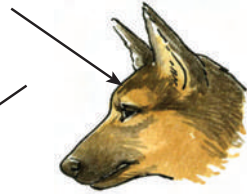


2

Listen and write.

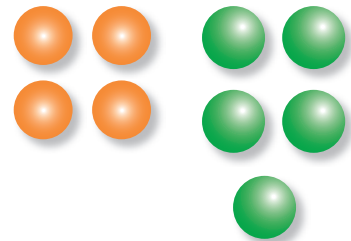
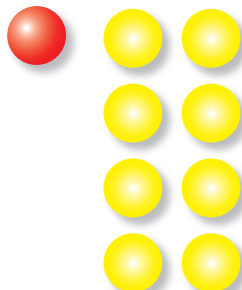


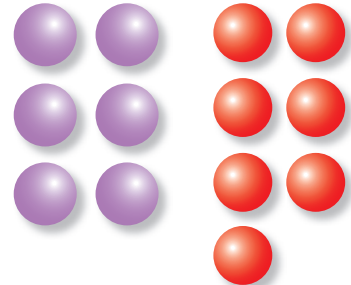
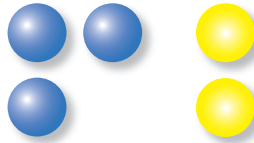

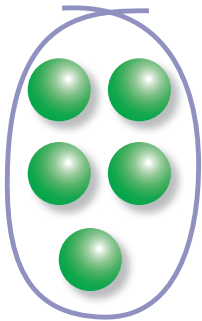


3




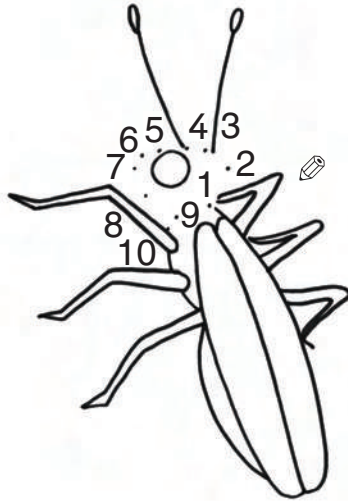
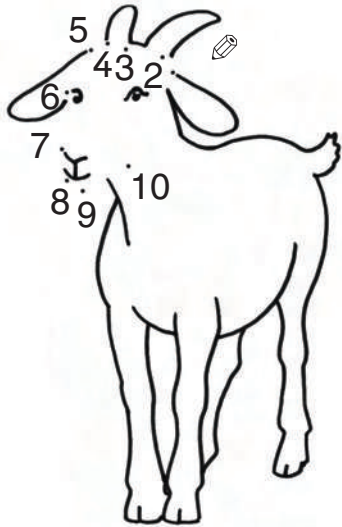
3

Listen and circle.




4

Join. Say.



5

Count and write.



1



2

Listen. Count and say.



3


Say.



32




4



5

Find and circle.



In Unit 5 children revised the language learned in Units 1-4

UNIT  
6

# My classroom

Period 1


49 teacher, desk, board, pencil, bag, book

50


1 Listen and find.  



2 Listen and say.  



3 Listen and say.  



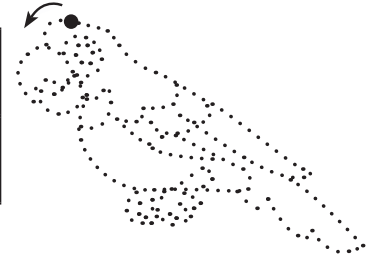
34

 a c

1



a	→	a	a	c	a	a	c	c	a
c	→	c	c	c	a	c	c	a	a



2

Trace and copy.



a a a


a a a



c c c

c c c

## Unit 6 Period 3

1 Listen and find.  2 Listen and say.  3 Say. 

1

Write. Say.



1



2



3



4



5



6



2

Trace and copy.



ā ā ā

ā ā ā

ċ ċ ċ

ċ ċ ċ

## Unit 6 Period 5

1 Look. Count and write.  




7



2 Listen and say.  58 



3 Say. 



38

1 Think and match. Say.



2 Listen and draw.



four pencils

seven bags

two desks

five books

3 Play.



In Unit 6 children learned: to talk about things in the classroom  to ask and say what things are

59 This is my family.  
Mum – Wafa, Dad – Jamal, sister – Jamila, brother – Sami,  
baby – Zaid, me – Tala

1

Listen and find.



2

Listen and say.



brother – Sami sister – Jamila  
Mum – Wafa baby – Zaid  
Dad – Jamal me – Tala






1 Find and circle.  

e	→	<u>e</u>	o	o	e	o	e	o	e
o	→	o	e	o	o	e	o	e	o

2 Trace and copy. 



 e e

 e e



 o o

 o o

3 Sing. 

63

This is Wafa. This is Sami.  
This is Jamal. This is Zaid.  
This is Jamila. This is Tala.

64

The name is e. The sound is e.  
The name is f. The sound is f.  
The name is m. The sound is m.  
The name is n. The sound is n.  
The name is o. The sound is o.  
The name is s. The sound is s.

### Unit 7 Period 3

1

Listen and circle.



Who's this?

This is Wafa.



2

Listen and say.



3

Listen and write.



42


1 Think and write. 




4

5

6



2 Trace and copy. 



3 Match. 

a c e o

e o a c

e o c a

o e c a

This is my mum. This is my sister.  
This is my dad. This is the baby.  
This is my brother. This is me.

## Unit 7 Period 5

1

Listen and find.  

2

Listen and say.  

Who's this?

This is my mum.



Jamila ... This is my sister.  
Wafa ... This is my mum.  
Tala ... This is me.  
Zaid ... This is the baby.  
Jamal ... This is my dad.  
Sami ... This is my brother.



3



Say. 


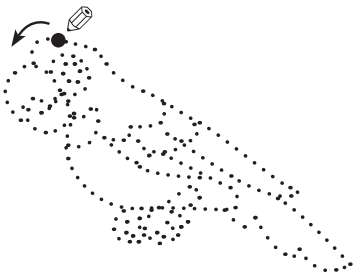
Who's this?

This is the baby.

1 Match and say.  

o  

e  

c  

a

2 Find and circle.  

a	→	a	a	e	a	a	e	e	a
c	→	c	a	c	a	c	c	a	c
e	→	e	o	o	e	o	o	e	o
o	→	o	a	o	a	o	a	a	a

3 Play. 

In Unit 7 children learned: to talk about family  to ask and say who someone is

71

water, milk, tea, coffee, apple juice, orange juice

72

The name is i. The sound is i.  
The name is g. The sound is g.  
The name is q. The sound is q.

1

Listen and find.



2

Listen and say.



3

Listen and write.



3



4



1



6



10



7

46



d g q

1



d	→	d	g	d	g	g	d	g	g
g	→	g	g	q	q	g	g	q	q
q	→	q	q	d	d	q	d	q	q

2

Trace and copy.



d d d

d d d



g g g

g g g



q q q

q q q

What's this? It's apple juice.  
What's this? It's water.  
What's this? It's milk.

What's this? It's tea.  
What's this? It's coffee.  
What's this? It's orange juice.


### Unit 8 Period 3

## 1 Listen and find.

## 2 Listen and say.

What's this?

It's apple juice.



## 3 Say.

What's this?

It's water.



1 Match. 



c



d



a



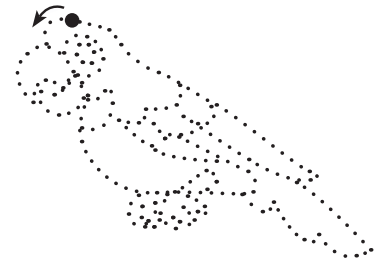
g



o




e



2 Trace and copy. 

 d d

 g g

 q q

## Unit 8 Period 5

1

Match. Listen.



1



2



3



4



5



6



2

Listen and say.










3

Listen and chant.









50

1 Circle. 

			c g		c d
	q g		o e		d g

2 Count and match. 

5	
6	
7	
8	
9	
10	

3 Play. 

In Unit 8 children learned: to talk about drinks

1 Listen and find.  

2 Listen and say.  



3 Say. 

What's this?


It's a book.

4

Write.



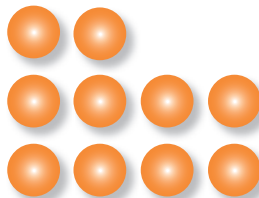


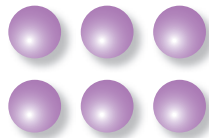



a c d e g o



5

Count and write.




1




2

Listen and say.




3

Say.



my dad.




zebra.

4

Match. 

e d a q g o c

d q e o c a g



5

Find and circle.  

a



bag



hand



Sami

c



cat



coffee



insect

6

Complete. 


\_\_\_\_\_

1




2

Listen and say.



3

Find and say.





4

Count and write. 

a a a a a a a a

c c c

e e e e e e e

o o o o o o o o o o

d d d d

g g g g g

q q

\_\_\_\_\_ = 3

\_\_\_\_\_ = 4

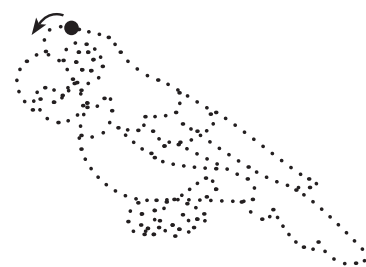
\_\_\_\_\_ = 5

\_\_\_\_\_ = 8

\_\_\_\_\_ = 10

\_\_\_\_\_ = 2

\_\_\_\_\_ = 7



a

Amir



apple juice



book



bread



brother



bye



coffee



d

Dad



b

baby



bag



board



c

cat



cheese




dates



desk



dog



e

egg



h

hand



k

kitten



f

face



hello



l

hi


leg



finger



lion



i

insect



g

goat



m

me



j


goodbye



juice



melon



milk



p

s

mouth



pencil



Salwa



Mum



Pip



Sami



n

Polly



sister



nose



nuts



r

t

rabbit



Tala



o

tea



olives



teacher



orange juice




w

water



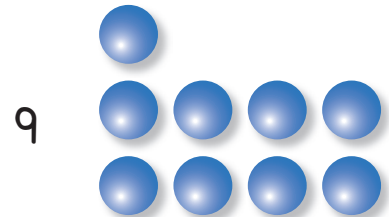
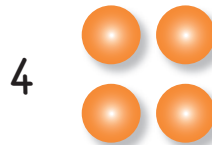

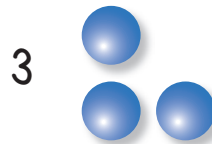

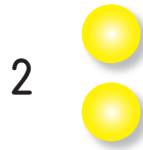


numbers



z

zebra







olive

v



van

p



pencil

w




water

q



quiet

x



box

r



rabbit

y



yo-yo

s



skate

z



zebra

t



teacher

u



umbrella



Macmillan Education  
Between Towns Road, Oxford OX4 3PP  
A division of Macmillan Publishers Limited  
Companies and representatives throughout the world

ISBN 978-0-2304-1355-9

Text © Wendy Arnold 2011  
Design and illustration © Macmillan Publishers Limited 2011

First published 2011

All rights reserved; no part of this publication may be reproduced, stored in a retrieval system, transmitted in any form, or by any means, electronic, mechanical, photocopying, recording, or otherwise, without the prior written permission of the publishers.

Designed by Melissa Swan  
Illustrated by Ruth Palmer  
Cover design by Macmillan Publishers Limited 2011  
Cover illustration by Ruth Palmer

Publishing management by Hyphen S.A.

Authors' acknowledgements  
The author would like to thank her wonderfully patient project manager, Tracy Traynor, and the publishing team at Macmillan, as well as all the committee in Palestine who have tirelessly given their time to this project.

The authors and publishers would like to thank the following for permission to reproduce their photographs:  
**Palestine Photo Bank**/Steve Sabella p34;  
**Photoshot/WpN/UPPA** p40, **Photoshot/WpNUPPA/Photoshot**

Printed and bound in Palestine by A R Hijawi & Sons

2016 2015 2014 2013 2012 2011  
10 9 8 7 6 5 4 3 2 1