

UNRWA – GAZA

Education Department

Education Development centre




# Remedial Material

English for Palestine

Grade

6

1st Term



# مكتبة زهور الأقصى

تصوير مستندات

قرطاسية

ألعاب

هدايا

059-9739185 📞

059-2922263 📞

مكتبة زهور الأقصى 

رفح - الشابورة - بجوار مفترق الدخني (جنوباً)

Worksheet ( 1 )

**الأهداف:** 1- يستمع الطلبة للجمل ثم يرتبونها.

2- يتحدث الطلبة عن أحداث حدثت في الزمن الماضي و انتهت.

3- يقرأ فقرة قصيرة ومن ثم يجيب عن الأسئلة التي تليها.



**Listening**

1- Listen and number the pictures:-

استمع ورقم الصور :-



2- Listen and number the sentences:-

استمع ثم رقم الجمل :-

|                                      |  |
|--------------------------------------|--|
| <p>She crashed into the flowers.</p> | <p>She went to the hospital.</p>           |
| <p>She fell down some stairs.</p>    | <p>Amy had an accident at summer camp.</p> |



**Speaking**



**What ?**

ماذا ؟ تستخدم للسؤال  
عن أشياء محددة.



**When ?**

متى ؟ تستخدم للسؤال عن  
الزمن .



**Where ?**

أين ؟ تستخدم للسؤال  
عن المكان.

Because



**Why ?**

لماذا ؟ تستخدم للسؤال  
عن سبب.



3- Match " A " with " B " :-

صل أ مع ب :-

|                                     |                           |
|-------------------------------------|---------------------------|
| 1- What happened to Amy?            | ( ) He was tired .        |
| 2- When did Amy have the accident?  | ( ) In Summer.            |
| 3- Where did Amy's accident happen? | ( ) She had an accident . |
| 4- Why did Omar fall?               | ( ) At summer camp .      |

4- Finish the mini - dialogue :-

أكمل الحوار القصير :-

What - Yes - back - camp- fell - missed

Rania : Welcome ..... , Amy! I missed you..

Amy : I ..... you too!

Rania : Did you have a nice time at summer .....

Amy : ..... , I did.


Rania: ..... happened to your arm?

Amy : I ..... down and broke it.



5- Read and match :-

اقرأ ثم صل الصورة بالجملة المناسبة :-



- ( ) She went to the hospital .
- ( ) Amy fell down the stairs of the tree house .
- ( ) She broke her arm .
- ( ) She crashed into the flowers .



6-Classify :-

صنف :-

| Places أماكن | Parts of body أجزاء الجسم |
|--------------|---------------------------|
|              |                           |
| #            |                           |
|              |                           |

leg - house#  
hospital - arm  
head - summer camp


7-Read the following paragraph and do the activities :-

اقرأ الفقرة ثم أجب :-

Amy climbed up the stairs of the tree house and fell back down and then crashed into the flowers. She banged her head and arm. She went to the hospital.

A- Tick ( ✓ ) or ( ✗ ):

- ( ) Amy climbed up the stairs.
- ( ) She crashed into the car.
- ( ) She banged her leg and arm.



B- Find out the following:

- The opposite of مضاد ( up ) X .....
- The pronoun ( She ) refers to الضمير الذي يعود على : .....
- Places أماكن .....
- Parts of body أجزاء الجسم .....



Worksheet ( 2 )






- الأهداف:** 1- يستخدم الطلبة المفردات الجديدة في جمل مفيدة.  
2- يتحدث الطلبة عن أحداث حدثت في الزمن الماضي البسيط.  
3- يستخدم الطلبة النقطة full stop في نهاية الجملة.

Vocabulary & Structure


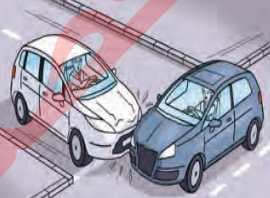


#1- Look and write:-

# انظر ثم اكتب الكلمة المناسبة:##

crash - fall - stairs - call - tired #

|  |  |  |   |  |
|--|--|--|---|--|
|  |  |  |  |  |
| #  | #  | #  | #   | #  |

hospital - miss - accident - summer camp #

|   |   |   |   |
|---|---|---|---|
|  |  |  |  |
| #   | #   | #   | #   |

2- Finish the sentences:-###

# أكمل الجمل التالية :- ##

- 1- Amy had an .....
- 2- She climbed up the .....
- 3- She ..... down into the flowers .
- 4- She ..... her head and arm.

fell  
banged  
accident  
stairs



إنجليزي/ ص 6 / ف 1 / 2017

**Past Simple Tense** **الماضي البسيط**

يستخدم للتعبير عن حدث وقع وانتهى في الماضي. وفي كثير من الأحيان يأتي في الجملة تاريخ أو كلمات تشير للوقت الذي وقع فيه الحدث مثل:

**yesterday** أمس | **Last week** الأسبوع الماضي

مثال للماضي البسيط: أنا لعبت أمس **I played yesterday**

لاحظوا أننا استخدمنا الماضي من الفعل **play** ويكون ذلك غالباً بإضافة «**ed**» إلى الفعل:

|                   |                    |                    |
|-------------------|--------------------|--------------------|
| <b>play</b> يلعب  | <b>visit</b> يزور  | <b>clean</b> ينظف  |
| <b>played</b> لعب | <b>visited</b> زار | <b>cleaned</b> نظف |


وهناك أفعال شاذة، لا تضيف لها **ed** الماضي منها ليس له قاعدة. أمثلة:

|                 |                   |                |
|-----------------|-------------------|----------------|
| <b>go</b> يذهب  | <b>write</b> يكتب | <b>see</b> يرى |
| <b>went</b> ذهب | <b>wrote</b> كتب  | <b>saw</b> رأى |

تكوين الماضي البسيط:

he, she, it, I, you, we, they + الفعل الماضي (غالباً بإضافة "ed" للفعل)

خالد لعب أمس **Khalid played yesterday**  
ريم زارت أمها الأسبوع الماضي **Reem visited her mother last week**



3- Write the past form :-

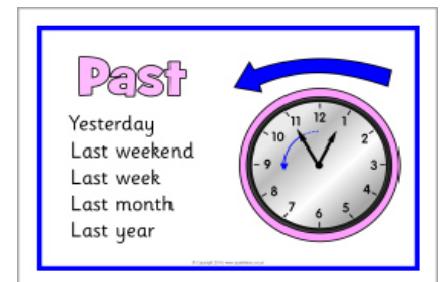
اكتب التصريف الثاني:-

| التصريف الأول | التصريف الثاني | التصريف الأول | التصريف الثاني |
|---------------|----------------|---------------|----------------|
| miss          |                | fall          |                |
| climb         |                | crash         |                |
| bang          |                | play          |                |
| break         |                | hear          |                |
| call          |                | go            |                |

4- Write the verbs correctly:-

اكتب الأفعال بشكل صحيح:-

- I ..... ( go ) to a summer camp last summer.
- He ..... ( play ) with friends yesterday.
- Omar ..... ( fall ) down some stairs last week.
- She ..... ( break ) her arm yesterday.
- They ..... ( climb ) up the tree last summer.







5-Re-arrange :-

رتب الكلمات لتكون جملة مفيدة :-

1- an - Amy - accident - had .

2- down - stairs - the - fell - She .

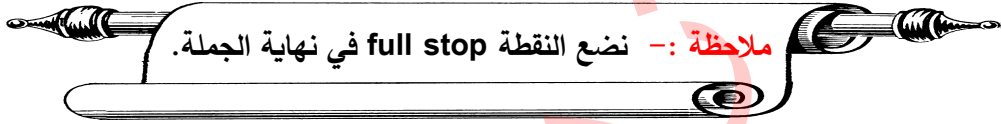
3- called - the - Ann - teacher .

4- to - a - We - camp - went - summer .



6-Write correctly :-

كتب باستخدام علامات الترقيم :-



1- Rania missed Amy

2- Amy went to hospital

3- Ben came back to Palestine

4- I had an accident last summer



7- Handwriting :-

اكتب بخط جميل :-

Last summer we went to Gaza.

.....  
.....  
.....





Worksheet ( 3 )

الأهداف: 1- يستمع الطلبة للجمل ثم يرتبونها.

2- يتحدث الطلبة عن أصدقائهم و التصرف في المواقف الصعبة.

3- يقرأ الطلبة فقرة قصيرة ومن ثم يجيبون عن الأسئلة التي تليها.







## Listening

1- Listen and circle the word you hear :- استمع ثم ضع دائرة على الكلمة التي تسمعها:-

| 1      | 2    | 3       | 4       |
|--------|------|---------|---------|
| again  | lend | sad     | problem |
| anyone | like | someone | book    |
| argue  | left | sorry   | play    |

2- Listen and number the sentences:- استمع ثم رقم الجمل :-

|   |   |
|---|---|
| Fatima gave back Rania's book.<br> | Rania was crying. She had a problem.<br>   |
| Ben was very sad.<br>              | Ben and Omar wanted to play basketball.<br> |



## Speaking

3-Match " A " with " B ":-

صل أ مع ب:-

|                                       |                                  |
|---------------------------------------|----------------------------------|
| 1- Why was Rania sad?                 | ( ) They did a quiz .            |
| 2- What did Bilal say to Ben?         | ( ) She had a problem.           |
| 3- What did Rania, Fatima and Amy do? | ( ) He understands his friends . |
| 4- Who do you think is a good friend? | ( ) He said go away .            |

4- Finish the mini - dialogue :-

أكمل الحوار القصير :-

book - What - problem - crying

Amy : Why are you ....., Rania?

Rania : I have a ..... with Fatima.

Amy : ..... did Fatima do?

Rania : She left my ..... at home.



5- Read and match :-

اقرأ ثم صل الصورة بالجملة المناسبة :-



- ( ) Don't argue . The baby is crying .  
 ( ) Fatima , Rania and Amy are doing a quiz .  
 ( ) Rania and Fatima are good friends .  
 ( ) Ben was sad . He had a problem .

6-Read the following paragraph and do the activities :-

اقرأ الفقرة ثم أجب :-

Ben was very sad. Bilal said to Ben 'Go away! You're not my friend'. Ben and Omar wanted to play basketball. Omar saw Bilal. He invited Bilal to play. Ben and Bilal were friends again.

A- Choose: اختر

- 1- Ben was very ( happy - sad ).  
 2- Bilal said to Ben ( go away - come here ).  
 3- Omar and Ben played ( football - basketball ).

B- Find out the following:

- 1- The opposite of مضاد ( happy ) X .....  
 2- A word rhymes with كلمة على نفس القافية ( say ) : .....  
 3- A sport رياضة .....

UNIT  
2

Good friends أصدقاء جيدون

Worksheet ( 4 )

الأهداف: 1- يستخدم الطلبة المفردات الجديدة في جمل مفيدة.

2- يفرق الطلبة بين were و was.

3- يستخدم الطلبة كلمة but للربط بين الجمل المتناقضة.

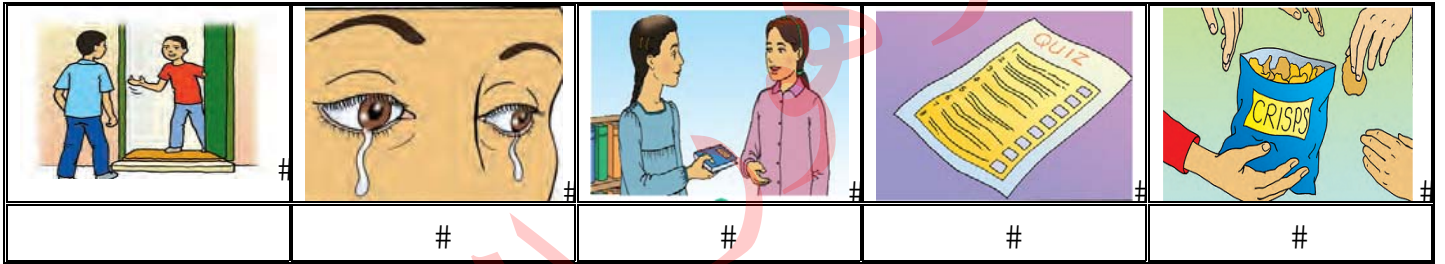
4- يستخدم الطلبة الحروف الكبيرة لكتابة جمل صحيحة.

Vocabulary & Structure

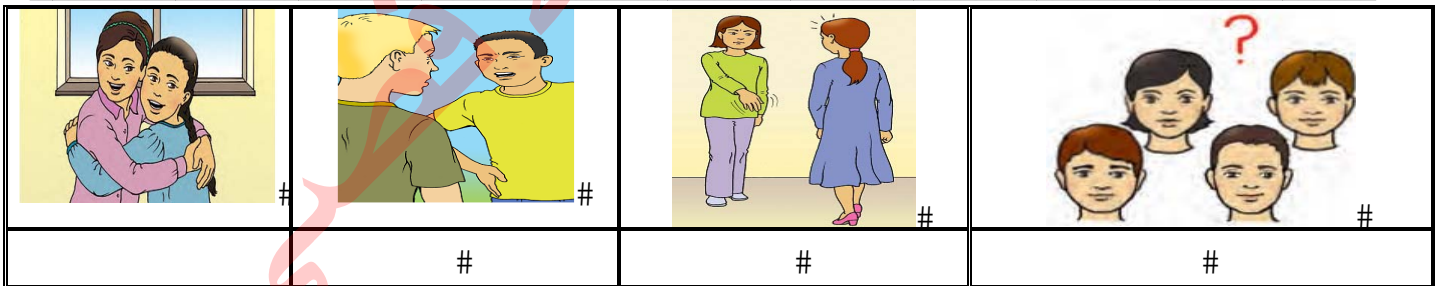
#1- Look and write:-

#انظر ثم اكتب الكلمة المناسبة:##

quiz - invite - share - cry - lend #



go away - anyone - understand - argue #



2- Finish the sentences: /###

# أكمل الجمل التالية: -#

- 1- I like .....things with my friends..
- 2- I feel sad when someone ..... with me .
- 3- You need to .....a problem..
- 4- I .....my friends to my party حفلة.
- 5- My friends .....me their books.

understand  
sharing  
lend  
argues  
invite

( Was / Were )

**Were** We, You, They فقط مع Were نستخدم

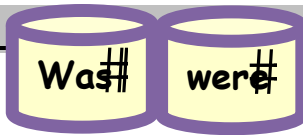
We were tired - نحن كنا مرهقون -  
 You were tired - انت كنت مرهق -  
 They were tired - هاولاء كانوا مرهقون -

**Was** I, He, She, It فقط مع Was نستخدم

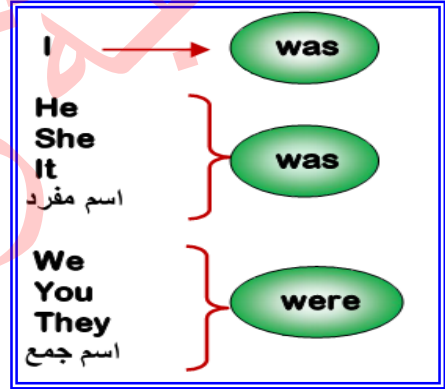
I was tired - انا كنت مرهق -  
 He was tired - هو كان مرهق -  
 She was tired - هي كانت مرهقة -

3- Finish the sentences: -###

## أكمل الجمل التالية :-



- 1- He ..... not nice to his friends.
- 2- Fatima ..... not a good friend .
- 3- Omar, Bilal and Ben ..... good friends again.
- 4- I .....at home yesterday morning.
- 5- They ..... happy together.
- 6- She ..... sorry and gave back the book.



**but#**

نستخدم كلمة but للربط بين جملتين متناقضتين .

Rania asked for her book . Fatima did not have it.

مثال

Rania asked for her book **but** Fatima did not have it.

4- Join the sentences with but :-

اربط الجمل التالية باستخدام كلمة but :-

1- Ben wanted to play basketball . Bilal said to him go away.

.....

2- Huda went to the sea. She didn't swim.

.....

3- Rania went to Jerusalem. She didn't go to Gaza.

.....





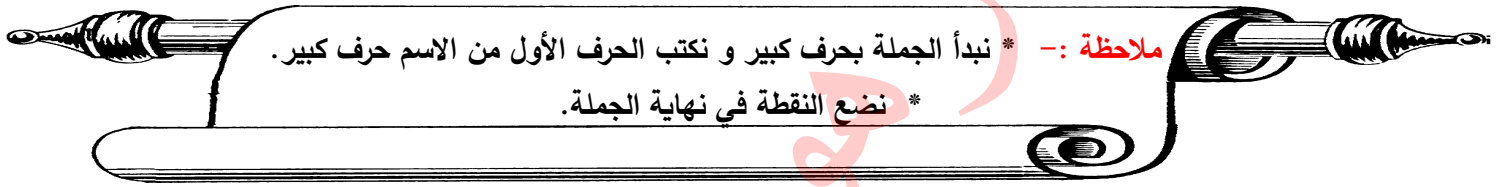
5-Re-arrange :-

رتب الكلمات لتكون جملة مفيدة :-

- 1- her - needed - book - Rania .  
.....
- 2- this - let's - quiz - do .  
.....
- 3- to - a problem - You - understand - need.  
.....
- 4- good - a - is - Ben - friend .  
.....

6-Write correctly :-

كتب باستخدام علامات الترقيم :-



- 1- rania and amy are good friends  
.....
- 2- omar and ben wanted to play basketball  
.....
- 3- fatima did a quiz about friends  
.....
- 4- bilal lent a book  
.....



7- Handwriting :-

اكتب بخط جميل :-

Good friends don't make problems.

.....  
.....  
.....

Worksheet ( 5 )

الأهداف: 1- يستمع الطلبة للجمل ثم يرتبونها.

2 - يتحدث الطلبة عن التاريخ و وصف مغامرات حدثت لهم.

3- يقرأ فقرة قصيرة ومن ثم يجيب عن الأسئلة التي تليها.



## Listening





1 - Listen and number the pictures:-

استمع ورقم الصور:-



2 - Listen and number the sentences:-

استمع ثم رقم الجمل :-

|  |  |
|--|--|
| The thirteenth of August.<br> | The eighteenth of August.<br> |
| The fifteenth of July.<br>    | The twenty-first of July.<br> |



## Speaking

3-Match " A " with " B ":-

صل أ مع ب:-

|   |                                 |
|---|---------------------------------|
| 1- What was Amy doing ?                   | ( ) On the 15th of July .       |
| 2- What was Omar doing ?                  | ( ) I rode a horse .            |
| 3- What did you do last summer ?          | ( ) He was riding a bike .      |
| 4- When did Omar's family go to the farm? | ( ) She was playing in a boat . |

4- Finish the mini - dialogue :-

أكمل الحوار القصير :-

adventure - summer - 14<sup>th</sup> - when

Ben : Did you do something exciting last .....

Omar : Yes . I had an .....

Ben: ..... did the adventure happen?

Omar : On the ..... of August.



5- Read and match :-

اقرأ ثم صل الصورة بالجملة المناسبة :-

|   |   |   |   |
|---|---|---|---|
|   |   |   |   |
| 1 | 2 | 3 | 4 |

- ( ) The wheel of the car burst .  
 ( ) The dog was chasing the cat .  
 ( ) Amy was riding a boat when it turned over.  
 ( ) Amy's family were riding horses.

6- Classify :-

صنف :-

August - wolf - thirtieth##/ sheep - nineteenth - July##

| Animals حيوانات | Months أشهر | Numbers أرقام |
|-----------------|-------------|---------------|
|                 |             |               |
|                 |             |               |

7- Circle the odd one out :-

## حوطة الكلمة المختلفة :-

- 1- sixteenth      burst      twentieth      fourteenth  
 2- wolf            sheep      horse            bike  
 3- July            October      summer          August

8-Read the following paragraph and do the activities :- #اقرأ الفقرة ثم أجب:-


Omar's family stayed at their aunt's sheep farm from the 15th - 21st of July. A wolf was chasing the sheep when they ran away. Two of the car wheels burst! The first on the day they were travelling to the farm and the second on the day they left the farm.

A- Choose: اختر

- 1- Ben's family went to the farm on 15th of ( July - August ).
- 2- The wolf was chasing the ( cats - sheep ).
- 3- The car wheels ( turned over - burst ).

B- Find out the following:

- 1- The opposite of مضاد ( first ) X .....
- 2- A word rhymes with كلمة على نفس القافية ( van ) : .....
- 3- Animals ..... , .....
- 4- A month شهر .....
- 5- A transport مواصلات .....





Worksheet ( 6 )

الأهداف: 1- يستخدم الطلبة المفردات الجديدة في جمل مفيدة.

2- يستخدم الطلبة زمن الماضي المستمر.

3- يستخدم الطلبة كلمة when للربط بين الجمل في زمن الماضي المستمر .






4 - يستخدم الطلبة علامة الاستفهام question mark في نهاية السؤال.

## Vocabulary & Structure





#1- Look and write:-

#انظر ثم اكتب الكلمة المناسبة##

twenty-first - eighteenth - thirteenth - thirtieth - fifteenth #

|   |  |  |   |  |
|---|--|--|---|--|
|  13th # |  15th # |  18th # |  21st # |  30th # |
| #   | #  | #  | #   | #  |

turn over - burst - adventure - chase #

|   |   |  |   |
|---|---|--|---|
|  # |  # |  # |  # |
| #   | #   | #  | #   |

2- Finish the sentences:-###

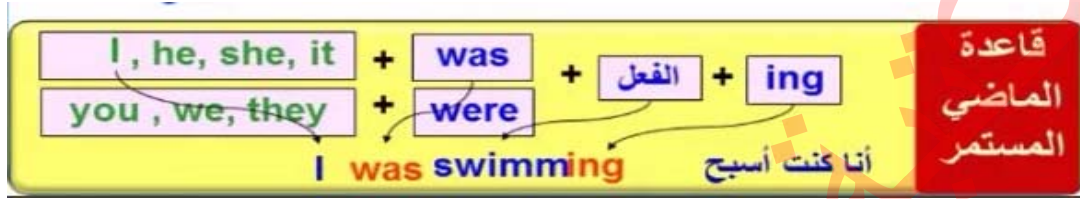
# أكمل الجمل التالية:- ##

- 1- The wheels of the car.....
- 2- I had an exciting ..... last summer .
- 3- The wolf was .....the sheep.
- 4- Rania was camping from the fifteenth to the ..... of August.
- 5- Amy's boat ..... in the river.

chasing  
burst  
turned over  
adventure  
eighteenth

## الماضي المستمر Past Continuous

\* يعبر زمن الماضي المستمر عن حدث كان مستمر في وقت معين في الماضي .  
\* يستخدم الماضي المستمر عندما نتحدث عن فعل كان مستمر في الماضي و قطعه فعل آخر في الماضي البسيط و في هذه الحالة نستخدم بينما while أو عندما when



\* عزيزي الطالب سوف نتعلم في هذه الوحدة كيف نستخدم when .

ماضي بسيط ( التصريف الثاني للفعل )  $\rightarrow$  When  $\leftarrow$  ماضي مستمر ( was / were + v + ing )  
Omar was riding his bike when he fell.

ماضي مستمر ( was / were + v + ing )  $\rightarrow$  , ماضي بسيط ( التصريف الثاني للفعل )  $\leftarrow$  When  
When Omar fell , he was riding his bike.

3- Write the past form :-

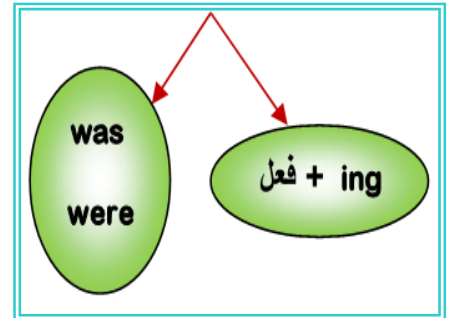
اكتب التصريف الثاني :-

| التصريف الأول | التصريف الثاني | التصريف الأول | التصريف الثاني |
|---------------|----------------|---------------|----------------|
| stay          |                | drive         |                |
| have          |                | ride          |                |
| burst         |                | chase         |                |
| turn over     |                | hike          |                |

4- Write the verbs correctly:-

اكتب الأفعال بشكل صحيح:-

- 1- The sheep were ..... ( run ).
- 2- Omar's dad was ..... ( drive ) to the farm.
- 3- Omar was ..... ( ride ) his bike.
- 4- Amy was ..... ( play ) in a boat.
- 5- Rania's family were ..... ( hike ) in a valley.



5-Choose the right answer :-

اختر الإجابة الصحيحة :-

- 1-The sheep were (ate - eating ) when the wolf ( chased - chasing ) them .
- 2- When the wolf ( chased - chasing ) the sheep, the sheep were (ate - eating ) .
- 3- We were ( hiking - hiked ) when we ( watching - watched ) the birds .
- 4- When we ( watching - watched ) the birds , we were ( hiking - hiked ) .



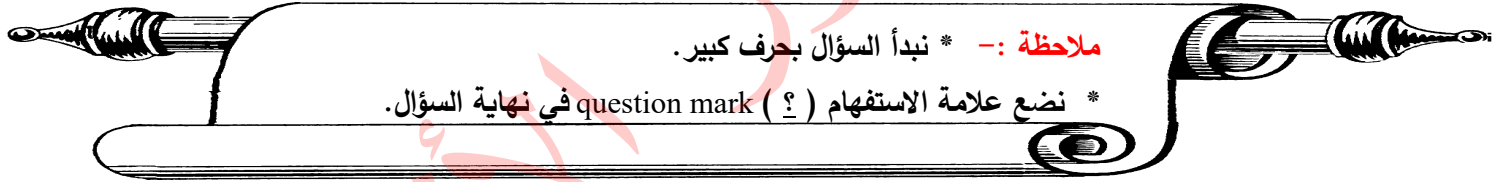
6-Re-arrange :-

رتب الكلمات لتكون جملة مفيدة :-

- 1- was - in - Amy - boat - a - playing .  
.....
- 2- riding - horses - were - We .  
.....
- 3- an - adventure - had - I .  
.....

7-Write correctly :-

كتب باستخدام علامات الترقيم :-



ملاحظة :- \* نبدأ السؤال بحرف كبير .

\* نضع علامة الاستفهام ( ? ) في نهاية السؤال .

- 1- what were they doing  
.....
- 2- did you do something exciting last summer  
.....
- 3- when did the second wheel of the car burst  
.....

8- Handwriting :-

اكتب بخط جميل :-

Ben's family went horse riding.

.....  
.....  
.....  
.....

UNIT  
4

Films I like أفلام أحبها

Worksheet ( 7 )

الأهداف: 1- يستمع الطلبة للجمل ثم يرتبونها.

2- يتحدث الطلبة عن الأفلام المفضلة لديهم.

3- يقرأ الطلبة فقرة قصيرة ومن ثم يجيبون عن الأسئلة التي تليها.



Listening





1- Listen and circle the word you hear :-

استمع ثم ضع دائرة على الكلمة التي تسمعها:-

| 1     | 2      | 3     | 4      |
|-------|--------|-------|--------|
| film  | oxen   | noise | mouse  |
| fight | other  | safe  | attack |
| funny | orange | push  | diver  |

2- Listen and number the sentences:-

استمع ثم رقم الجمل :-

|   |  |
|---|--|
| Amy watched a funny cartoon.<br> | Omar told Ben about a rescue film.<br> |
| The fish were fighting.<br>      | The tiger attacked the young ox.<br>  |



Speaking

3-Match " A " with " B ":-

صل أ مع ب:-

|                                    |                                      |
|------------------------------------|--------------------------------------|
| 1- What did you watch last night?  | ( ) She was doing her homework .     |
| 2- What was Amy doing last night ? | ( ) I watched a funny film.          |
| 3- What was the cat chasing?       | ( ) The tiger was attacking the ox . |
| 4- What was the tiger attacking?   | ( ) The cat was chasing the mouse .  |



4- Finish the mini - dialogue :-

أكمل الحوار القصير:-


rescue - film - diver - watch

Ben : What did you ..... last night?  
Omar : I watched a ..... film.  
Ben : What was the ..... about ?  
Omar : It was about a ..... and a dolphin .



5- Read and match :

اقرأ ثم صل الصورة بالجملة المناسبة :-



- ( ) The dolphin was pushing the diver to the boat .  
( ) Rania was watching a funny cartoon film .  
( ) The small fish was safe under the plant .  
( ) The tiger was attacking the young ox .

6- Classify :-

صنف :-

| Animals حيوانات | Colours ألوان |
|-----------------|---------------|
|                 |               |
| #               |               |
|                 |               |

|       |   |         |
|-------|---|---------|
| mouse | - | orange# |
| green | - | tiger   |
| blue  | - | ox      |

7- Circle the odd one out :-

# حوطة الكلمة المختلفة:-

- |           |         |         |       |
|-----------|---------|---------|-------|
| 1- diver  | tiger   | mouse   | oxen  |
| 2- orange | noise   | blue    | green |
| 3- pushed | watched | chased  | took  |
| 4- told   | got     | rescued | kept  |

8-Read the following paragraph and do the activities :-

#اقرأ الفقرة ثم أجب:-

Omar's parents watched a film about tigers. The young ox was not near the other oxen. While the young ox was eating, the tiger attacked it. Oxen need to stay together then they are safe.

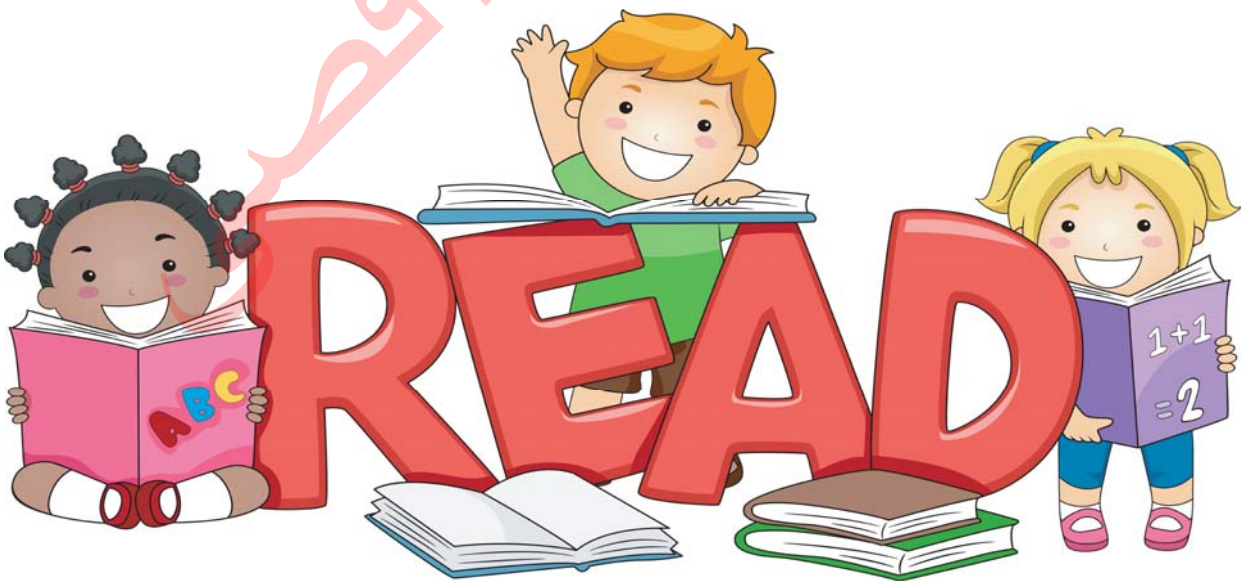


**A- Tick ( ✓ ) or ( ✗ ):**

- 1- ( ) Ben's parents watched a film about tigers.
- 2- ( ) The young ox was near the other oxen.
- 3- ( ) The tiger attacked the young ox .
- 4- ( ) Oxen need to stay together then they are safe.

**B- Find out the following:**

- 1- The opposite of مضاد ( old ) X .....
- 2- A word rhymes with كلمة على نفس القافية ( play ) : .....
- 3- Animals حيوانات ..... , .....
- 4- Family عائلة .....



Worksheet ( 8 )

الأهداف: 1- يستخدم الطلبة المفردات الجديدة في جمل مفيدة.

2- ستخدم الطلبة زمن الماضي المستمر .

3- يستخدم الطلبة كلمة while للربط بين الجمل في زمن الماضي المستمر .


4 - يستخدم الطلبة علامات الترقيم لكتابة جمل صحيحة.

## Vocabulary & Structure

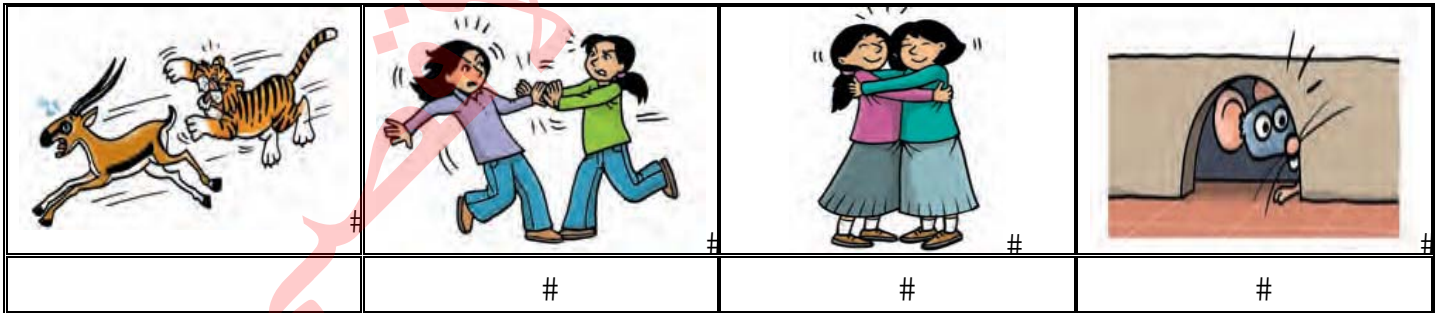
#1 - Look and write :-

انظر ثم اكتب الكلمة المناسبة##

diver - mouse - ox - fight - noise#



safe - together - attack - push #



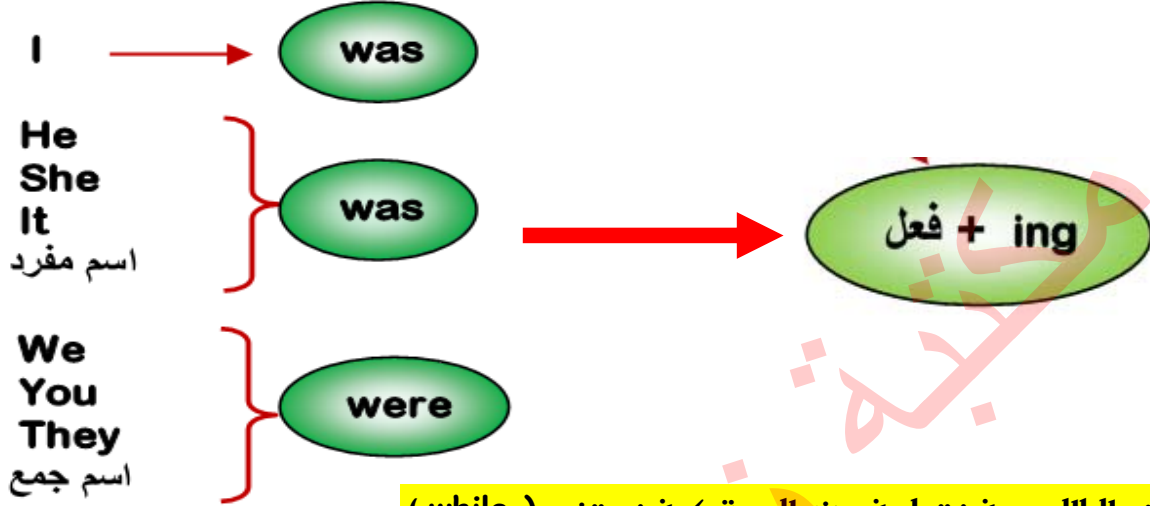
2- Finish the sentences:-###

## أكمل الجمل التالية :- ##

- 1- The oxen always stay.....
- 2- The tiger attacked the young..... .
- 3- The cartoon about the cat, dog and mouse was .....
- 4- The children were making lots of .....
- 5- The dolphin pushed the ..... to his boat.

ox  
together  
diver  
noise  
funny

## الماضي المستمر Past Continuous



\* عزيزي الطالب سوف نتعلم في هذه الوحدة كيف نستخدم ( while ).

ماضي مستمر ( was / were + v + ing ) → **while** ماضي بسيط ( التصريف الثاني للفعل )  
 The tiger attacked the young ox **while** the older oxen were eating.

ماضي بسيط ( التصريف الثاني للفعل ) ، ( was / were + v + ing ) ماضي مستمر → **while**  
**while** the older oxen were eating , the tiger attacked the young ox.

3- Write the past form :-

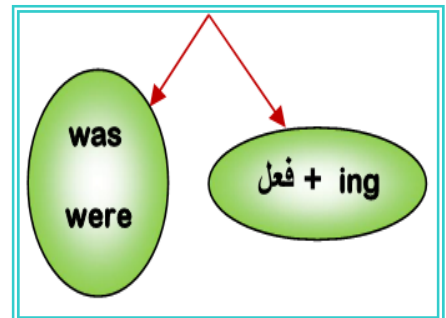
اكتب التصريف الثاني:-

| التصريف الأول | التصريف الثاني | التصريف الأول | التصريف الثاني |
|---------------|----------------|---------------|----------------|
| watch         |                | rescue        |                |
| attack        |                | hide          |                |
| push          |                | tell          |                |
| take          |                | fight         |                |

4- Write the verbs correctly:-

اكتب الأفعال بشكل صحيح:-

- 1- The cat was ..... the mouse ( chase ).
- 2- The oxen were ..... ( eat ).
- 3- The big fish were ..... ( fight ).
- 4- Amy was ..... ( do ) her homework.





5- Ben was ..... ( watch ) a film.

**5-Choose the right answer :-**

اختر الاجابة الصحيحة:-

- 1- The cat ( crashed - crashing ) into a tree while it was ( chased - chasing ) the mouse .
- 2- While the cat was ( chased - chasing ) the mouse, it ( crashed - crashing ) into a tree.
- 3- The orange fish ( hiding - hid ) while the green fish were ( fighting - fought )
- 4- While the green fish were ( fighting - fought ), the orange fish ( hiding - hid ) .



**6-Re-arrange :-**

رتب الكلمات لتكون جملة مفيدة :-

1- to - cinema - the - go - together - Let's.

2- stay - to - together - Oxen - need .

3- was - I - a - watching - film .

4- eating - fish - The - was -

**7-Write correctly :-**

اكتب باستخدام علامات الترقيم :-

1- rania and amy watched a funny cartoon

2- ben told omar about a rescue film

3- what did you watch last night

**8- Handwriting :-**

اكتب بخط جميل :-

The oxen always stay together

.....

.....


.....

.....

# Model Exam

1- Listen and number the picture you hear:-

استمع ثم رقم الصورة التي تسمعها:-



2- Listen and put ( ✓ ) or ( ✗ ):-

استمع ثم ضع علامة صح أو خطأ:-

- ( ) Rania and Fatima were good friends .
- ( ) Rania lent Fatima her book.
- ( ) Fatima left the book at school .
- ( ) Rania didn't give the book back to Rania.

3-Match " A " with " B ":-

صل أ مع ب:-

|  |                        |
|--|------------------------|
| 1- Amy and Ben came back to Palestine.             | ( ) Yes, she was .     |
| 2- You made a mistake خطأ                          | ( ) How awful!         |
| 3- Was Amy playing in a boat when it turned over ? | ( ) Welcome back ! .   |
| 4- What did you do last holiday?                   | ( ) I went to the sea. |
| 5- Amy broke her leg.                              | ( ) I'm sorry!         |

4- Finish the dialogue :-

أكمل الحوار:-

- Rania : Good morning , .....
- Amy : ....., Rania .
- Rania : I missed you.
- Amy : I missed you .....
- Rania : Did you have a nice ..... at the summer camp?
- Amy : ....., I did.
- Rania : What ..... to your arm ?
- Amy : I ..... down and broke it.

|              |
|--------------|
| time         |
| Good morning |
| Amy          |
| awful        |
| happened     |
| fell         |
| too          |
| Yes          |

Rania : How .....

5-Read the following text and do the activities :-

اقرأ القطعة ثم أجب :-

Once upon a time there were two oxen. They were very good friends. The lion saw them, he was hungry. The lion wanted to eat them. He told the brown ox a story then he told the black ox the same story. The two oxen argued and fought, then they became tired . The lion ate the brown ox then he ate the black ox.

A- choose :- اختر

- 1- The two oxen were ..... friends. ( bad - good - awful ).  
 2- The lion wanted to eat the ..... . ( mouse - sheep - oxen ).  
 3- The two oxen fought and became ..... . ( tired - happy - sad ).

B- Tick ( ✓ ) or ( ✗ ): ضع علامة ( ✓ ) أو ( ✗ )

- 1- ( ) The two oxen were not good friend.  
 2- ( ) The lion told the two oxen the same story.  
 3- ( ) The lion ate the brown ox first.

C- Find out the following:

- 1- The opposite of ( bad ) X .....  
 2- A word that rhymes with ( cold ) .....  
 3- The underlined pronoun " He " refers to .....  
 4- Two animals .....

6-Classify :-

صنف :-

sheep - Palestine - fifteenth - England - nineteenth - tiger#

| Animals حيوانات | Numbers أرقام | Countries دول |
|-----------------|---------------|---------------|
|                 |               |               |
|                 |               |               |

**7- Circle the odd one out :-** #حوظ الكلمة المختلفة:-

- |            |        |         |           |
|------------|--------|---------|-----------|
| 1- dolphin | tiger  | lion    | wolf      |
| 2- fight   | attack | argue   | adventure |
| 3- parents | aunt   | teacher | sister    |
| 4- brown   | mouse  | black   | green     |

**8- Finish the sentences :-** - أكمل الجمل:-

- 1- Don't make ..... the baby is sleeping.
- 2- Let's go to the cinema .....
- 3- My friends always ..... me their books .
- 4- The boy ..... into a tree.
- 5- I don't like ..... with my friends.

crashed  
noise  
arguing  
together  
lend

**9-Choose the correct word :-** اختر الإجابة الصحيحة :-

- 1- Omar's dad ( was - were ) driving the car when the wheel burst.
- 2- Samer was ( look - looking ) at his parents when he fell down .
- 3- The small fish ( eating - ate ) the food while the big fish were fighting.
- 4- I ( broke - break ) my arm yesterday .
- 5- The children banged on the piano ( when - while ) mum was watching.
- 6- Bilal went to the sea ( but - and ) he didn't swim.

**10-Do as shown :-** اعمل كما هو مطلوب بين القوسين:-

- 2- doing - What - were - they ? ( Re-arrange )

- 3- raina and fatima had adventures last holiday ( Write correctly )

**11- Handwriting :-** اكتب الجملة بخط جميل:-

The two oxen were strong together .



UNIT  
6

الطعام الصحي **Healthy food**

**Worksheet ( 9 )**

الأهداف: 1- يستمع الطلبة للجمل ثم يرتبونها.

2- يتحدث الطلبة عن تقديم النصيحة للآخرين.





3- يقرأ الطلبة فقرة قصيرة ومن ثم يجيبون عن الأسئلة التي تليها.



**Listening**

1- Listen and number the pictures:-

استمع ورقم الصور:-

|  |  |   |   |
|--|--|---|---|
|  |  |  |  |
|  |  |   |   |

2- Listen and number the sentences:-

استمع ثم رقم الجمل:-

|   |   |
|---|---|
| Vegetable soup is a healthy food.<br>  | We should not eat lots of fried food.<br>  |
| You should eat a little ice-cream.<br> | We prefer water because it is healthy.<br> |



**Speaking**

3-Match " A " with " B ":

صل أ مع ب:-

1- What does a food pyramid show ?

( ) I should eat lots of fruit .

|                                       |  |
|---------------------------------------|--|
| 2- What food does Amy prefer?         | ( ) I should drink a little of fizzy drinks. |
| 3- What food should you eat lots of?  | ( ) It shows healthy and not healthy food .  |
| 4- What should you drink a little of? | ( ) She prefers healthy food.                |

4- Finish the mini - dialogue :-

أكمل الحوار القصير:-

vegetables - eat - sweet - Should

Amy : What food should you ..... lots of?

Ben : I should eat lots of fruit and .....

Amy : ..... I eat ice-cream?

Ben : Yes, but only a little because it's very .....



5- Read and match :-

اقرأ ثم صل الصورة بالجملة المناسبة:-



- ( ) Mr. Ali is talking about food pyramids .
- ( ) Mum cooks vegetable soup .
- ( ) Ben should not eat lots of burger.
- ( ) Hassan prefers to drink water.

6-Read the following paragraph and do the activities :-

##اقرأ الفقرة ثم أجب:-

The food pyramid shows you what food is healthy and what is not healthy. The top of the pyramid shows foods you should only eat sometimes. The bottom of the pyramid shows foods you should always eat.

A- Choose: اختر

- 1- The food pyramid shows you ( animals - food ).
- 2-The top of the pyramid shows foods you should only eat ( sometimes - always ).
- 3- The ( top - bottom ) of the pyramid shows foods you should always eat.

B- Find out the following:

1- The opposite of مضاد ( top ) X .....

2- The opposite of مضاد ( unhealthy ) X .....

Unit 6

## الطعام الصحي Healthy food

### Worksheet ( 10 )

الأهداف: 1- يستخدم الطلبة المفردات الجديدة في جمل مفيدة.

2- يستخدم الطلبة should لإعطاء نصيحة .

3- يستخدم الطلبة كلمة because للربط بين الجمل.






4 - يستخدم الطلبة علامات الترقيم لكتابة جمل صحيحة.

## Vocabulary & Structure

#1- Look and write:-

##انظر ثم اكتب الكلمة:- المناسبة##

soup - sweet - fizzy drink - burger - fried

|   |   |   |  |   |
|---|---|---|--|---|
|  |  |  |  |  |
| #   | #   | #   | #  | #   |
|   | #   | #   | #  | #   |

2- Finish the sentences:-###

##أكمل الجمل التالية:-##

- 1- We ..... eat lots of healthy food.
- 2- Ice-cream is very..... .
- 3- You should eat ..... of burger.
- 4- Vegetable ..... is a healthy food.
- 5- Dad gives me some good .....

soup  
advice  
fizzy drinks  
should  
sweet  
a little

2017

6- You should not drink lots of .....

## النصيحة الجيدة Good advice

\* نستخدم should – shouldn't لإعطاء نصائح جيدة .

\* نستخدم should عندما ننصحك بعمل شيء مفيد . You **should** eat healthy food .

\* نستخدم shouldn't عندما ننصحك بالابتعاد عن شيء غير مفيد . You **shouldn't** eat lots of burger .




\* because معناها " بسبب " فهي تشرح السبب و يأتي ما بعدها السبب للجملة الأولى.

Amy should eat vegetable soup **because** it is good for her.

3- Finish the sentences:-###

##أكمل الجمل التالية:-

1- You ..... eat healthy food.



2- You ..... eat lots of fried food.



3-The children ..... drink fizzy drinks .



4- You ..... drink lots of water.



4- Join the sentences with because :-

-:because باستخدام كلمة

1-You shouldn't eat lots of fries. It makes you fat.

2- We should eat lots of vegetable. It is healthy food.



3- You should eat a little of ice-cream. It's very sweet.



5-Re-arrange :-

رتب الكلمات لتكون جملة مفيدة :-

1- cake - should - a little - eat - of - You .

2- very - Fizzy - are - sweet - drinks .

3- prefers - food - Rania - healthy .

4- lots of - eat - You - burger - shouldn't .



6-Write correctly :-

اكتب باستخدام علامات الترقيم :-

1- ben showed amy a food pyramid

2- rania shouldn't eat lots of fried food

3- Omar should have rice and meat

4- what food should you eat sometimes



7- Handwriting :-

اكتب بخط جميل :-

Last summer we went to Gaza.

.....  
.....  
.....



إنجليزي/ ص6/ ف1/ 2017

Worksheet ( 11 )

الأهداف: 1- يستمع الطلبة للجمل ثم يرتبونها.

2- يتحدث الطلبة عن الزيتون في فلسطين.

3- يقرأ الطلبة فقرة قصيرة ومن ثم يجيبون عن الأسئلة التي تليها.



## Listening





1- Listen and circle the word you hear :-

استمع ثم ضع دائرة على الكلمة التي تسمعها:-

| 1     | 2        | 3     | 4       |
|-------|----------|-------|---------|
| oil   | hundred  | north | love    |
| olive | thousand | may   | soap    |
| old   | million  | wise  | harvest |

2- Listen and number the sentences:-

استمع ثم رقم الجمل :-

|  |  |
|--|--|
| Amy loves to eat olives.<br>        | We press olives to get olive oil.<br>        |
| Rania's grandmother makes soap.<br> | We can harvest olives from olive trees.<br> |



## Speaking

3- Match " A " with " B " :-

صل أ مع ب:-

|                    |   |
|--------------------|---|
| 1- May I help you? | ( ) Some olive trees are more than 150 years old. |
|--------------------|---|

|                                   |                            |
|-----------------------------------|----------------------------|
| 2- How old are some olive trees?  | ( ) We can make olive oil. |
| 3- Would you like to make soap ?  | ( ) Yes, sure.             |
| 4- What can you make from olives? | ( ) Yes, I'd love to ..    |

4- Finish the mini - dialogue :-

أكمل الحوار القصير:-

grow - million - north - Palestine

Omar : How many olive trees are there in ..... ?

Grandfather : There are .....of olive trees .

Omar : Where do lots of olive trees ..... in Palestine ?#

Grandfather : Most of olive trees grow in the .....



5- Read and match :-

اقرأ ثم صل الصورة بالجملة المناسب:-

|   |   |   |   |
|---|---|---|---|
| 1 | 2 | 3 | 4 |
|---|---|---|---|

( ) We make many useful things from olives .

( ) Rania and her grandmother are making soap .

( ) Omar and his grandfather are talking about olive trees .

( ) Farmers press the olives to get oil .

6-Read the following paragraph and do the activities :-

#اقرأ#الفقرة#ثم#أجب:-

There are millions of olive trees in Palestine. Lots of them are in the north of Palestine Some olive trees are very old. They are more than one hundred and fifty years old. Palestinians were growing olives here more than 5,000 years ago.

A- Choose: اختر

1- There are ( millions - thousands ) of olive trees in Palestine.

2- Some olive trees are ( 105 - 150 ) years old.

3- Lots of olive tress are in the ( top - north ) of Palestine.

B- Find out the following:

1- The opposite of مضاد ( young ) X .....

2- Numbers أرقام .....

UNIT 7  
أشجار الزيتون في فلسطين  
The olive trees of Palestine

Worksheet ( 12 )

الأهداف: 1- يستخدم الطلبة المفردات الجديدة في جمل مفيدة.

2- يستخدم الطلبة زمن المضارع البسيط للحديث عن الحقائق الثابتة.

3- يستخدم الطلبة May لطلب الإذن أو تقديم مساعدة .






4- يستخدم الطلبة علامة التعجب exclamation mark للتعبير عن المشاعر القوية.

Vocabulary & Structure


#1- Look and write:-

# انظر ثم اكتب الكلمة المناسبة:-

harvest - love - oil - soap - north#

|  |   |   |  |   |
|--|---|---|--|---|
|  |  |  |  |  |
| #  | #   | #   | #  | #   |

million - hundred - wise - thousand #

|     |       |           |   |
|-----|-------|-----------|---|
| 100 | 1,000 | 1,000,000 |  |
| #   | #     | #         | #   |

2- Finish the sentences:-###

# أكمل الجمل التالية :-

1- We make soap from olive .....

May  
north  
millions  
oil  
harvest

2017



- 2- There are ..... of olive trees in Palestine.
- 3- Many olive trees grow in the ..... of Palestine.
- 4- ..... I come in , please?
- 5- We ..... olives from olive trees.

## المضارع البسيط Present simple

- \* عزيزي الطالب نستخدم المضارع البسيط عندما نتحدث عن الحقائق غير القابلة للتغير.
- \* يتم إضافة حرف ( s ) للفعل إذا كان الفاعل مفرد و في الأفعال التي تنتهي بهذه الأحرف ( ch - sh - ss - s ) يتم إضافة ( es )
- \* و مع الجمع نترك الفعل كما هو و لا يتم إضافة أي شيء .
- \* نستبدل الفعل ( be ) مع المفرد بـ ( is ) و مع الجمع نستبدله بـ ( are )

### 3- Write the verbs correctly:-

اكتب الأفعال بشكل صحيح:-

- 1- There ..... (be) millions of olive trees in Palestine.
- 2- Some olive trees ..... (be) more than 150 years old.
- 3- Palestinian people ..... (make) soap from olives oil.
- 4- A farmer ..... (press) the olives to get the oil.

## May ...?

- \* عزيزي الطالب نستخدم May لتقديم مساعدة أو الاستئذان لعمل شيء ما . May I help you ?
- \* يمكن الإجابة على هذا السؤال بعدة طرق .
- Yes, of course. / Yes, you may. / Yes, sure . / Yes, please .
- \* جميع الأفعال التي تأتي مع May تكون في التصريف الأول.

### 4-Choose the correct word :-

اختر الإجابة الصحيحة:-

- 1- May I ( drinks - drink ) some water , please ?
- 2- ( Are - May ) I open the window , please ?
- 3- May I ( come - coming ) in , please ?

4- ( May - Is ) I help you ?

5- May I ( open - opened ) the door please ?



5-Re-arrange :-

رتب الكلمات لتكون جملة مفيدة :-

1- olives - loves - Rania .

2- help - I - May - you ?

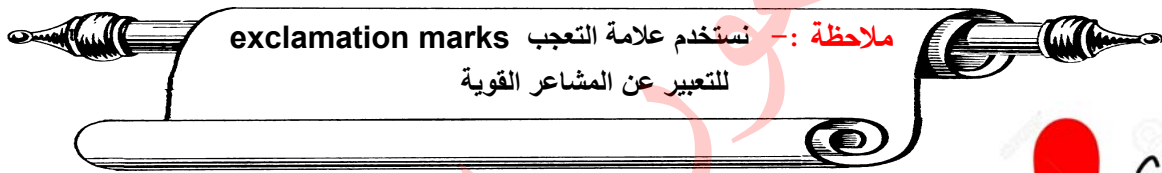
3- useful - olives - very - are .

4- oil - get - press - olives - We - to .



6-Write correctly :-

كتب باستخدام علامات الترقيم :-



1- how awful

2- how interesting

3- may i help you grandpa

4- there are millions of olive trees in palestine



7- Handwriting :-

اكتب بخط جميل :-

We can make many Palestinian dishes from olive oil.

.....  
.....  
.....  
.....

UNIT  
8

الافئات من حولنا **Signs around us**

**Work sheet ( 13 )**

**الأهداف:** 1- يستمع الطلبة للجمل ثم يرتبونها.

2- يتحدث الطلبة عن اللافتات في الحديقة.





3- يقرأ الطلبة فقرة قصيرة ومن ثم يجيبون عن الأسئلة التي تليها.



**Listening**

1- Listen and number the pictures:-

استمع ورقم الصور:-

|  |  |   |  |
|--|--|---|--|
|  |  |  |  |
|  |  |   |  |

2- Listen and number the sentences:-

استمع ثم رقم الجمل :-

|   |  |
|---|--|
| Rania mustn't pick flowers<br> | Be careful, boiling water!<br> |
| Ben mustn't walk on grass.<br> | You must wash your hands.<br> |



**Speaking**

3-Match " A " with " B ":-

صل أ مع ب:-

1- What mustn't you do at the park?

( ) Yes , sure .

|  |                                    |
|--|------------------------------------|
| 2- What must you do before eating?     | ( ) I mustn't pick flowers .       |
| 3- What must you do in the classroom?  | ( ) I must wash my hands .         |
| 4- Could you help me wash the dishes ? | ( ) I must listen to the teacher . |

4- Finish the mini - dialogue :-

أكمل الحوار القصير :-

mustn't - must - park - wash

Rania : What ..... I do after eating?

Omar : You must ..... your hands.

Rania : What mustn't I do at the ..... ?

Omar : You ..... pick flowers ?



5- Read and match :-

اقرأ ثم صل الصورة بالجملة المناسبة :-

|   |   |   |   |
|---|---|---|---|
|   |   |   |   |
| 1 | 2 | 3 | 4 |

- ( ) You must wash your hands .  
 ( ) You mustn't walk on the grass .  
 ( ) You mustn't make fire .  
 ( ) You mustn't pick flowers .

6-Read the following paragraph and do the activities :-

اقرأ الفقرة ثم أجب :-

Ben's mum is making a potato dish for the picnic. Ben is helping his mum in the kitchen. Ben mustn't add lots of salt and pepper. It's not healthy.

A- Choose: أختَر

- 1- Ben's mum is making a ( chicken - potato ) dish.  
 2- Ben is helping his ( mum - dad ).  
 3- Ben ( must - mustn't ) add lots of salt and pepper.  
 4- Adding lots of salt and pepper is ( useful - not healthy ).

B- Find out the following:



1- The opposite of مضاد ( a little ) X .....

2- Vegetables .....

UNIT  
8

الافئات من حولنا **Signs around us**

**Worksheet ( 14 )**

**الأهداف:** 1- يستخدم الطلبة المفردات الجديدة في جمل مفيدة.

2- يستخدم الطلبة Could لطلب مساعدة من الآخرين.

3- يستخدم الطلبة May لطلب الإذن أو تقديم مساعدة .

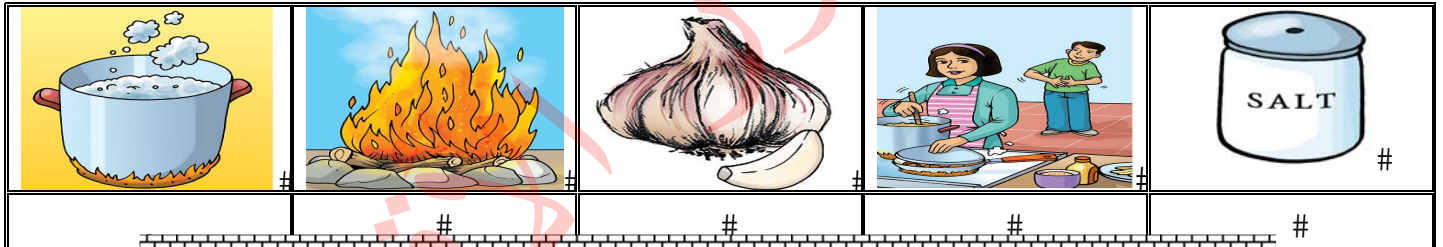
4- يستخدم الطلبة الفاصلة العليا apostrophe مع الاختصارات.

## Vocabulary & Structure

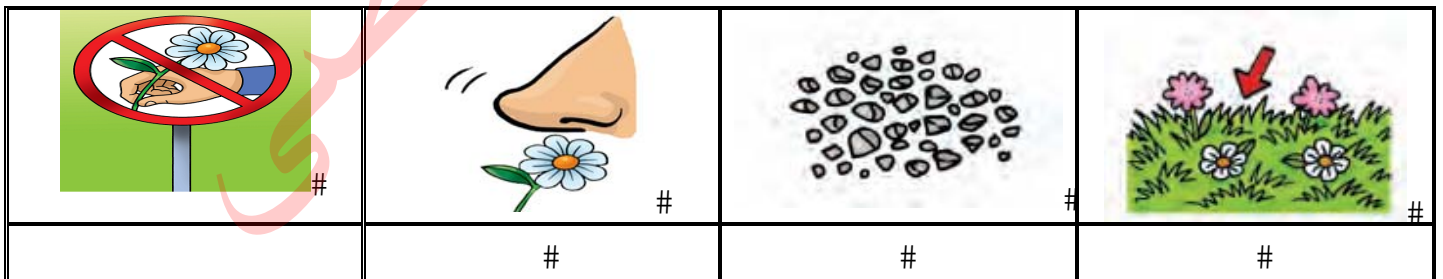
#1- Look and write:-

#انظر ثم اكتب الكلمة المناسبة:-#

garlic - salt - boil - hungry - fire#



grass - stones - sign - smell #



2- Finish the sentences:-###

# أكمل الجمل التالية:-#

1- You need to ..... the water to cook the potatoes.

2- Ben's mum added salt and ..... to the potatoes.

3- The sign says you ..... make a fire.

Get ready  
garlic  
grass  
pepper  
mustn't

2017

4- You mustn't walk on the .....

5- Amy's mum said " ..... for the picnic."

## Could .... ?

\* عزيزي الطالب نستخدم Could عند تقديم المساعدة أو عند طلب المساعدة من الآخرين.  
\* يمكن الإجابة على هذا السؤال بعدة طرق. / Yes, of course. / Yes, sure .  
\* جميع الأفعال التي تأتي مع Could تكون في التصريف الأول.

3- Read and match :-

اقرأ ثم صل الصورة بالجملة المناسبة :-



- ( ) Could you help me put the books on the shelf, please?  
 ( ) Could you help me wash the dishes, please?  
 ( ) Could you help me press olives, please?  
 ( ) Could you help me make soap, please?

## must - mustn't

\* عزيزي الطالب نستخدم must عند وجوب فعل شيء و أنت ملزم بفعله .  
 You must wash your hands.  
 \* عزيزي الطالب نستخدم mustn't عند وجوب فعل شيء و أنت ملزم بعدم فعله .  
 You mustn't play with fire.  
 \* جميع الأفعال التي تأتي مع must - mustn't تكون في التصريف الأول.

4- Finish the sentences:-###

## أكمل الجمل التالية :-


1- You ..... pick flowers



2- You ..... wash your hands.



3- You ..... make fire .



إنجليزي/ ص6 / ف1 / 2017



4- You ..... walk on the grass.

5-Re-arrange :-

رتب الكلمات لتكون جملة مفيدة :-

1- helped - mum - his - Ben .

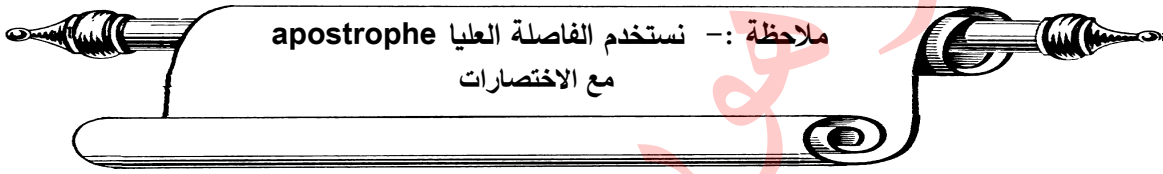
2- her - bike - Amy - rode .

3- flowers - Rania - picked - the .

4- on - the - walked - grass - Omar

6-Write correctly :-

كتب باستخدام علامات:- الترقيم




1- im doing my homework

2- he mustnt walk on the grass

3- could you help me make the chicken dish , please

4- ben and omar are at the park



7- Handwriting :-

اكتب بخط :-

جميل


Ben's mum made a potato dish.

.....  
.....  
.....  
.....

# Model Exam

1- Listen and number the picture you hear:-

استمع ثم رقم الصورة التي تسمعها:-



2- Listen and put ( ✓ ) or ( ✗ ):-

استمع ثم ضع علامة صح أو خطأ:-

- ( ) Rania and Omar are visiting their friend's farm .
- ( ) We can't harvest old olive tree.
- ( ) Most olive trees are in the north .
- ( ) Olive oil is not healthy.

3-Match " A " with " B ":-

صل أ مع ب :-

|                                     |                                   |
|-------------------------------------|-----------------------------------|
| 1- Should I eat rice and meat?      | ( ) He doesn't eat healthy food . |
| 2- What mustn't you do at the park? | ( ) I mustn't pick flowers.       |
| 3- May I help you?                  | ( ) Yes, you should .             |
| 4- Ali is very fat.                 | ( ) Yes, please.                  |

4- Finish the dialogue :-

أكمل الحوار:-

Ben : Hello , .....

Amy : ..... , Ben . What's this ?

Ben : It's a food ..... It shows you what to eat.

Amy : Should I eat ice-cream?

Ben : ..... but only a little.

Amy : Why?

Ben : Because it is very .....

Yes  
pyramid  
Hello  
sweet  
course  
Can  
Amy  
good



Amy : Yes of ..... they are ..... for you.

5-Read the following text and do the activities :-

اقرأ القطعة ثم :-

The food pyramid shows you the food you should eat. You shouldn't eat lots of fries, but you should eat lots of fruit and vegetables because they are healthy. Amy and her friends went on a picnic last Friday. They took bread, vegetables, fruit and a little meat. They took lots of water. They didn't buy fizzy drinks because they are very sweet and unhealthy.

A- Choose :- اختر

1- The food pyramid shows the food you .....eat.

( should - shouldn't- mustn't ).

2- You shouldn't eat lots of .....

( fruit - vegetables - fries ).

3-Amy went on .....

( an adventure - a picnic - boat sailing ).

B- Answer -

1- Did Amy and her friends buy fizzy drink?

.....

C- Find out the following:

1- The opposite of ( healthy ) X .....

( gave ) X .....

2- The underlined pronoun " her " refers to .....

3- A day of the week .....

4- A drink .....

6-Classify :-

صنف :-

park - oil - sign - soap - farm - flower#

| In the park في الحديقة | Places أماكن | From olives من الزيتون |
|------------------------|--------------|------------------------|
|                        |              |                        |
|                        |              |                        |

7- Circle the odd one out :- #حوظ الكلمة المختلفة:-

- |           |        |         |            |
|-----------|--------|---------|------------|
| 1- water  | burger | fruit   | vegetables |
| 2- pepper | garlic | salt    | stone      |
| 3- grass  | fire   | flowers | trees      |
| 4- burger | fries  | fruit   | sweet      |

8- Finish the sentences :- أكمل الجمل:-

- The ..... says you mustn't pick flowers.
- You should listen to your teacher's .....
- You need to ..... water to cook the potatoes .
- Rania played and walked on the ..... in the park.
- You should drink milk every day because it's very .....

|        |
|--------|
| grass  |
| sign   |
| useful |
| boil   |
| advice |

9-Choose the correct word :- اختر الإجابة الصحيحة:-

- Can I ( **help** - helps - helping ) you?
- When you go at the park, you ( **mustn't** - must - shouldn't ) pick flowers.
- You shouldn't ( **eating** - eats - eat ) lots of sweets. They are not good for you.
- They ( **doesn't** - don't ) like burger .
- You ( **mustn't** - shouldn't - should ) eat lots of fruit and vegetables.
- Yesterday I ( **went** - go - going ) to my grandfather olives farm.

10-Do as shown between brakets :- اعمل كما هو مطلوب بين القوسين:-

- 2- prefer - food - healthy - I ( Re-arrange )

.....

- 3- reem and bilal like healthy food ( Write correctly )

.....

11- Handwriting :- اكتب الجملة بخط جميل:-

The wise man cooked tasty food.

.....  
 .....  
 .....

# Listening Guide

## Unit 1

### 1- Listen and number the pictures :-

- 1- accident      2- crash      3- stairs      4- summer camp

### 2- Listen and number the sentences:-

- 1- Amy had an accident at summer camp.      2- She fell down some stairs.  
3- She crashed into the flowers.      4- She went to the hospital.

## Unit 2

### 1- Listen and circle the word you hear :-

- 1- anyone      2- lend      3- someone      4- problem

### 2- Listen and number the sentences:-

- 1- Rania was crying. She had a problem.      2- Fatima gave back Rania's book.  
3- Ben was very sad.      4- Ben and Omar wanted to play basketball.

## Unit 3

### 1- Listen and circle the word you hear :-

- 1- adventure      2- turn over      3- chase      4- burst

### 2- Listen and number the sentences:-

- 1- The twenty-first of July.      2- The thirteenth of August.  
3- The eighteenth of August.      4- The fifteenth of July.

## Unit 4

### 1- Listen and circle the word you hear :-

- 1- funny      2- oxen      3- push      4- attack

### 2- Listen and number the sentences:-

- 1- The fish were fighting.      2- Omar told Ben about a rescue film.  
3- Amy watched a funny cartoon.      4- The tiger attacked the young ox.

### Model exam

#### 1- Listen and number the pictures :-

- 1- The wolf was chasing the sheep.      2- The dolphin was pushing the diver.  
3- Amy fell down some stairs.      4- Ben was very sad.

#### 2- Listen and put ( ✓ ) or ( ✗ ):-

Rania and Fatima were good friends. Rania lent Fatima her book. Rania needed her book but Fatima left it at home. Fatima was sorry and gave it back to Rania.

### Unit 6

#### 1- Listen and circle the word you hear :-

- 1- food pyramid      2- burger      3- fizzy drink      4- soup

#### 2- Listen and number the sentences:-

- 1- We prefer water because it is healthy.      2- Vegetable soup is a healthy food.  
3- You should eat a little ice-cream.      4- We should not eat lots of fried food.

### Unit 7

#### 1- Listen and circle the word you hear :-

- 1- oil      2- million      3- north      4- harvest

#### 2- Listen and number the sentences:-

- 1- Rania's grandmother makes soap.      2- Amy loves to eat olives.  
3- We can harvest olives from olive trees.      4- We press olives to get olive oil.

### Unit 8

#### 1- Listen and circle the word you hear :-

- 1- sign      2- boil      3- hungry      4- stones

#### 2- Listen and number the sentences:-

- 1- You must wash your hands.      2- "Be careful, boiling water."



3- Rania mustn't pick flowers .

4- Ben mustn't walk on grass.

**Model exam**

**1- Listen and number the pictures :-**

- 1- We mustn't pick flowers at the park.
- 2- We mustn't make fire at the park.
- 3- Amy should eat a little ice-cream.
- 4- Rania shouldn't eat lots of fried food.

**2- Listen and put ( ✓ ) or ( ✗ ):-**

Rania and Omar are visiting their grandfather's olive farm. Some olive trees are very old but we can harvest olives from them. Most olives are in the north. Olive oil is very healthy.



تصوير مستندات

قرطاسية

ألعاب

هدايا

059-9739185 📞

059-2922263 📞

مكتبة زهور الأقصى f

رفح - الشابورة - بجوار مفترق الدخني (جنوباً)

إنجليزي / ص